

Black Hawk County - July 2012

Total County Population	131,396
Children ages 0 through 5	10,243
Children ages 6 through 9	6,354
Children ages 10 through 12	4,551

Data source: Woods & Poole Population Estimates as of Dec 31, 2011.

Families with all parents working & children under age 6	71%
Median Family Income	\$57,495
Average Weekly Income	\$1,106

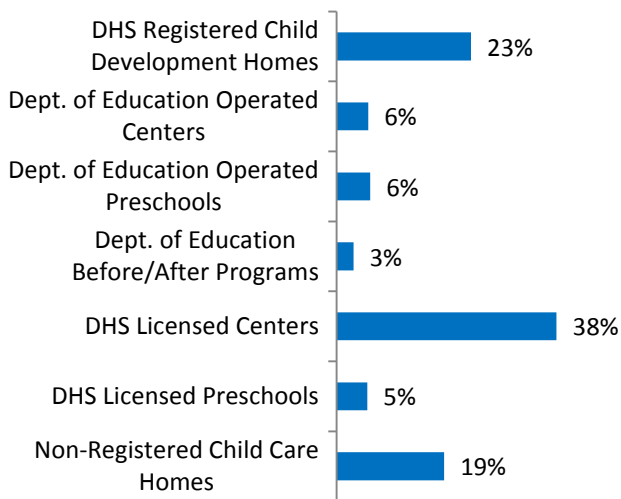
Data source: State Library of Iowa, www.iowadatatcenter.org



www.iowaccrr.org

1-877-216-8481

Percent of Program Spaces



CCR&R may not have all DOE programs listed since they are not regulated by DHS.

596 Total PROGRAMS listed with CCR&R

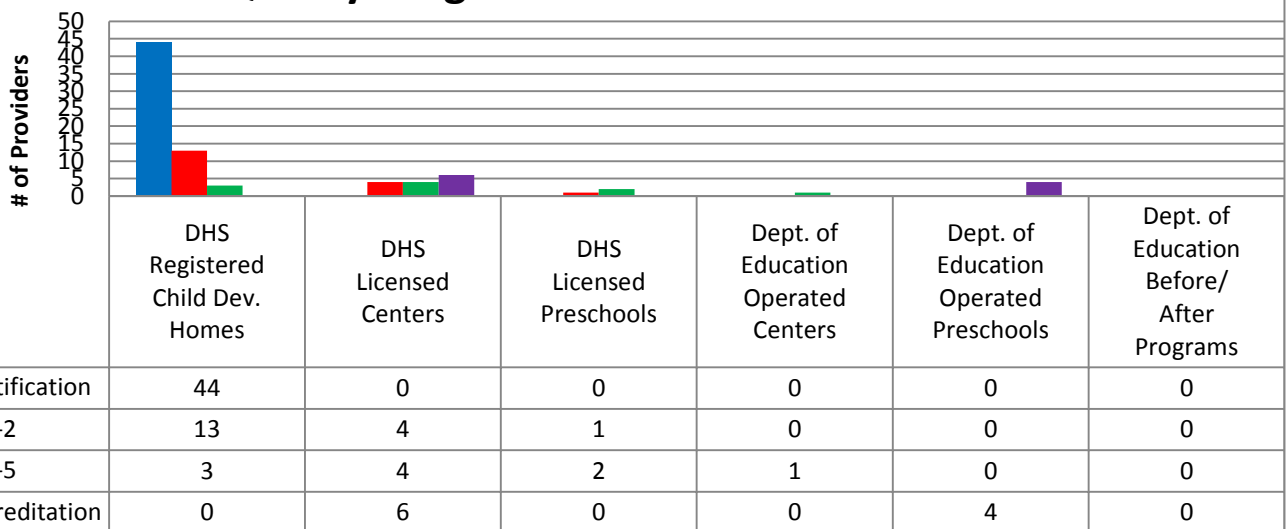
- 189 DHS Registered Child Development Homes
- 11 Dept. of Education Operated Centers
- 21 Dept. of Education Operated Preschools
- 8 Dept. of Education Before/After Programs
- 36 DHS Licensed Centers
- 11 DHS Licensed Preschools
- 320 Non-Registered Child Care Homes

8,551 Total SPACES listed with CCR&R

- 2,000 DHS Registered Child Development Homes
- 471 Dept. of Education Operated Centers
- 499 Dept. of Education Operated Preschools
- 250 Dept. of Education Before/After Programs
- 3,273 DHS Licensed Centers
- 458 DHS Licensed Preschools
- 1,600 Non-Registered Child Care Homes

*School District Dept of Education programs are not licensed by DHS but meet Standards for Child Care adopted by the State Board of Education.

Quality Programs for Providers



* Programs may choose to participate in more than one quality measure. The number of QRS Providers changes monthly.

Go to <http://www.dhs.state.ia.us/iqrs/> for up-to-date information.

*Centers, Preschools and Before/After school programs do not qualify for ChildNet Certification.

For a family earning the median income of \$57,495 with an infant in child care they would pay:

- 11% of their income before taxes, if their child was in a registered home
- 15% of their income before taxes, if their child was in a licensed center

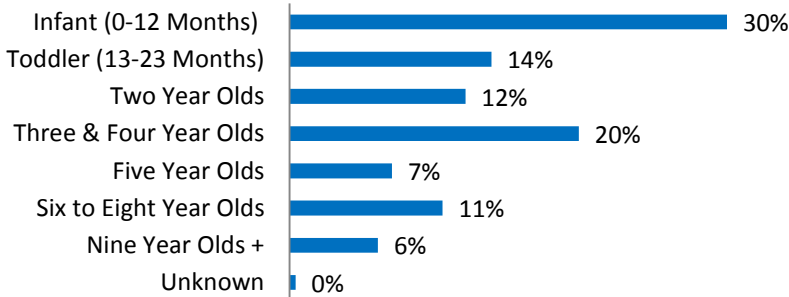
Data source: State Library of Iowa, www.iowadatatcenter.org.

Out of 596 child care programs, 480 programs report they accept DHS Child Care Assistance funded children.

Child Care Rates Average Per Week	Infant (0-12 Months)	Toddler (13-23 Months)	Two Year Olds	Three Year Olds	Four & Five Year Olds	Before & After School	Full Time School-Age
DHS Registered Child Development Homes	\$124.02	\$122.12	\$120.94	\$120.24	\$117.48	\$54.96	\$110.14
DHS Licensed Centers	\$169.42	\$167.87	\$150.72	\$143.36	\$138.23	\$75.65	\$136.08

* Providers may charge by the month, week, day or hour.

Percent of Requests for Child Care by Age



Range of Preschool Tuition Rates per month - by age


	Lowest	Highest
Three Yr Olds	\$60.00	\$115.00
Four Yr Olds +	\$80.00	\$180.00

*Preschool classes range from 1-5 days a week.

*Free preschool programs are not included in the rate ranges above.

CCR&R referred 854 families with 1470 children to child care providers.

Requests for Child Care by Type



*Families may request more than one type of care for their child(ren).

Requests for Child Care data is from July 1, 2011 - June 30, 2012.

Data provided by Child Care Resource & Referral using NACCRRAware as of July 1, 2012 unless otherwise noted.