

# Benton County - July 2012

Total County Population	26,172
Children ages 0 through 5	1,992
Children ages 6 through 9	1,503
Children ages 10 through 12	1,157

Data source: Woods & Poole Population Estimates as of Dec 31, 2011.

Families with all parents working & children under age 6	72.9%
Median Family Income	\$64,970
Average Weekly Income	\$1,249

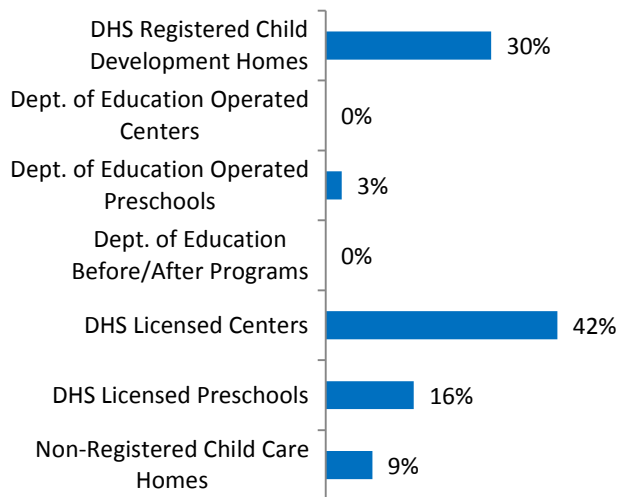
Data source: State Library of Iowa, www.iowadatecenter.org



www.iowaccrr.org

1-877-216-8481

## Percent of Program Spaces



CCR&R may not have all DOE programs listed since they are not regulated by DHS.

## 49 Total PROGRAMS listed with CCR&R

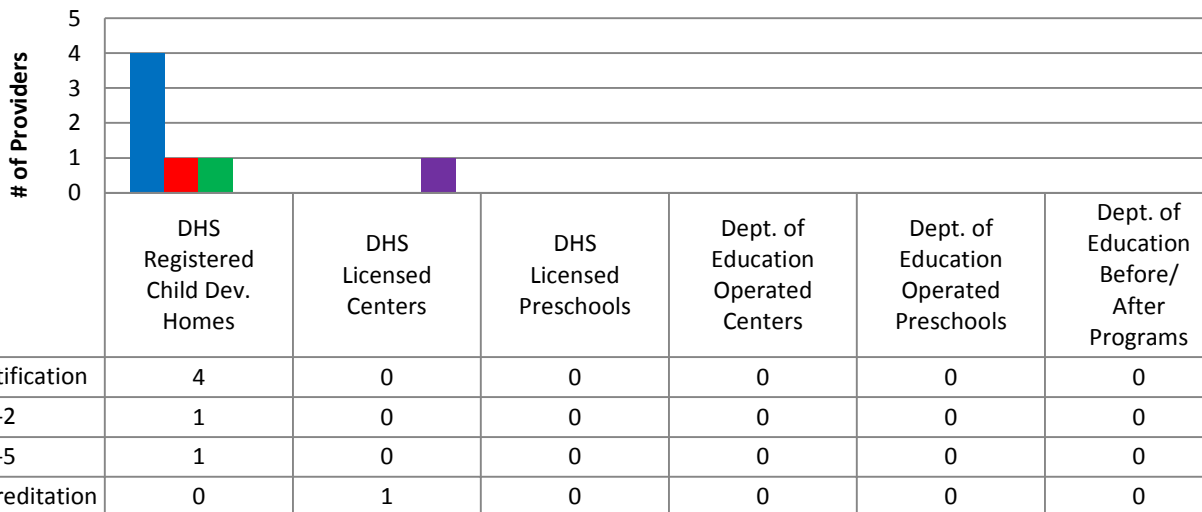
- 24 DHS Registered Child Development Homes
  - 0 Dept. of Education Operated Centers
  - 1 Dept. of Education Operated Preschools
  - 0 Dept. of Education Before/After Programs
- 6 DHS Licensed Centers
  - 4 DHS Licensed Preschools
- 14 Non-Registered Child Care Homes

## 821 Total SPACES listed with CCR&R

- 248 DHS Registered Child Development Homes
  - 0 Dept. of Education Operated Centers
  - 24 Dept. of Education Operated Preschools
  - 0 Dept. of Education Before/After Programs
- 347 DHS Licensed Centers
  - 132 DHS Licensed Preschools
- 70 Non-Registered Child Care Homes

\*School District Dept of Education programs are not licensed by DHS but meet Standards for Child Care adopted by the State Board of Education.

## Quality Programs for Providers



\* Programs may choose to participate in more than one quality measure. The number of QRS Providers changes monthly.

Go to <http://www.dhs.state.ia.us/iqrs/> for up-to-date information.

\*Centers, Preschools and Before/After school programs do not qualify for ChildNet Certification.

**For a family earning the median income of \$64,970 with an infant in child care they would pay:**

- 10% of their income before taxes, if their child was in a registered home
- 13% of their income before taxes, if their child was in a licensed center

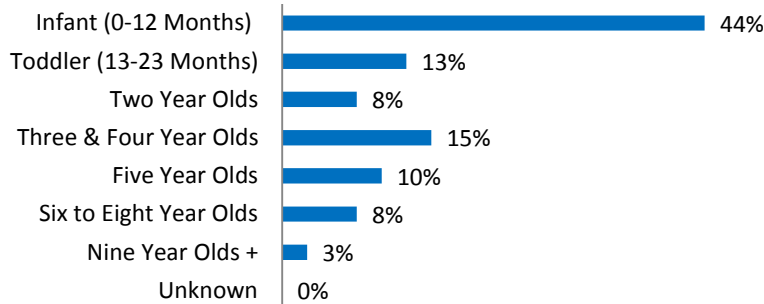
*Data source: State Library of Iowa, www.iowadatecenter.org.*

**Out of 49 child care programs, 38 programs report they accept DHS Child Care Assistance funded children.**

Child Care Rates Average Per Week	Infant (0-12 Months)	Toddler (13-23 Months)	Two Year Olds	Three Year Olds	Four & Five Year Olds	Before & After School	Full Time School-Age
DHS Registered Child Development Homes	\$124.33	\$118.83	\$114.50	\$113.50	\$112.17	\$44.47	\$97.73
DHS Licensed Centers	\$156.67	\$155.00	\$140.00	\$136.00	\$127.67	\$53.67	\$105.00

*\* Providers may charge by the month, week, day or hour.*

### Percent of Requests for Child Care by Age



### Range of Preschool Tuition Rates per month - by age

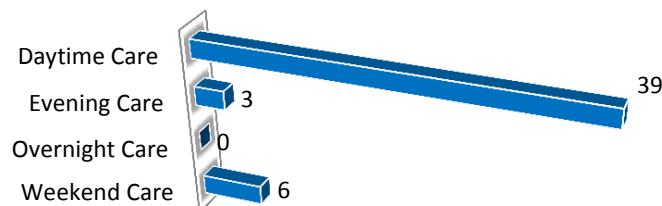
	Lowest	Highest
Three Yr Olds	\$50.00	\$90.00
Four Yr Olds +	\$65.00	\$100.00

*\*Preschool classes range from 1-5 days a week.*

*\*Free preschool programs are not included in the rate ranges above.*

**CCR&R referred 26 families with 39 children to child care providers.**

### Requests for Child Care by Type



*\*Families may request more than one type of care for their child(ren).*

*Requests for Child Care data is from July 1, 2011 - June 30, 2012.*

*Data provided by Child Care Resource & Referral using NACCRRAware as of July 1, 2012 unless otherwise noted.*