

# Adams County - July 2012

Total County Population	3,997
Children ages 0 through 5	279
Children ages 6 through 9	168
Children ages 10 through 12	146

Data source: Woods & Poole Population Estimates as of Dec 31, 2011.

Families with all parents working & children under age 6	84%
Median Family Income	\$52,782
Average Weekly Income	\$1,015

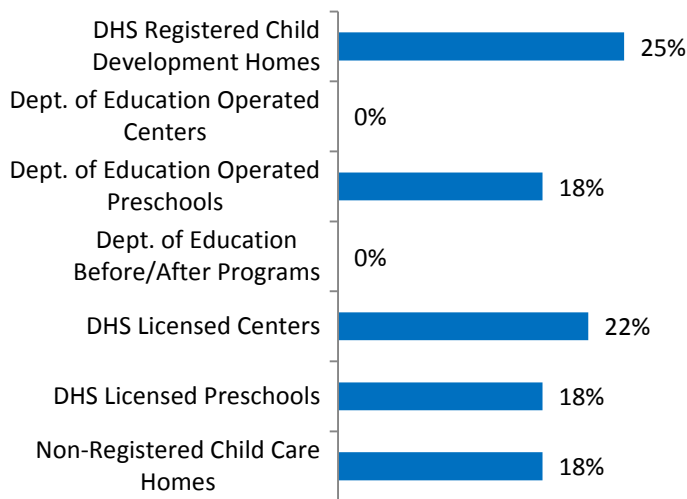
Data source: State Library of Iowa, www.iowadatecenter.org



www.iowaccrr.org

1-877-216-8481

## Percent of Program Spaces



CCR&R may not have all DOE programs listed since they are not regulated by DHS.

## 18 Total PROGRAMS listed with CCR&R

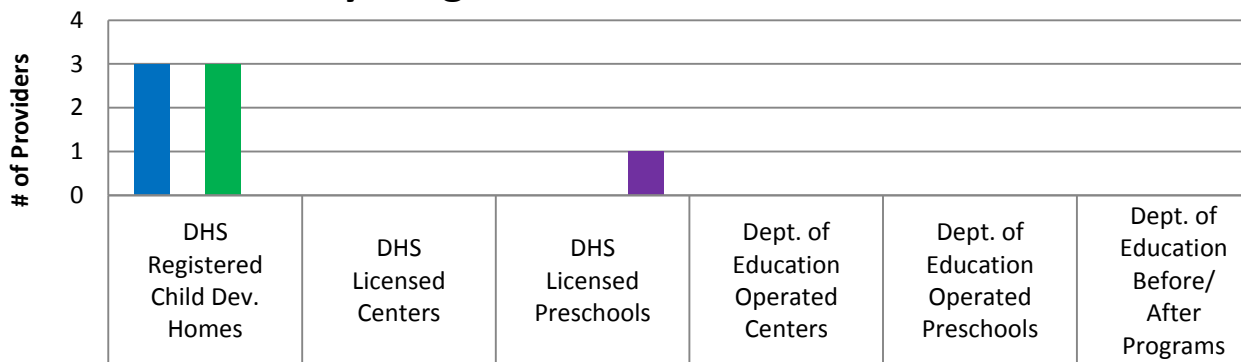
- 5 DHS Registered Child Development Homes
- 0 Dept. of Education Operated Centers
- 2 Dept. of Education Operated Preschools
- 0 Dept. of Education Before/After Programs
- 1 DHS Licensed Centers
- 2 DHS Licensed Preschools
- 8 Non-Registered Child Care Homes

## 225 Total SPACES listed with CCR&R

- 56 DHS Registered Child Development Homes
- 0 Dept. of Education Operated Centers
- 40 Dept. of Education Operated Preschools
- 0 Dept. of Education Before/After Programs
- 49 DHS Licensed Centers
- 40 DHS Licensed Preschools
- 40 Non-Registered Child Care Homes

\*School District Dept of Education programs are not licensed by DHS but meet Standards for Child Care adopted by the State Board of Education.

## Quality Programs for Providers



Go to <http://www.dhs.state.ia.us/iqrs/> for up-to-date information.

\*Centers, Preschools and Before/After school programs do not qualify for ChildNet Certification.

**For a family earning the median income of \$52,782 with an infant in child care they would pay:**

- 12% of their income before taxes, if their child was in a registered home
- 13% of their income before taxes, if their child was in a licensed center

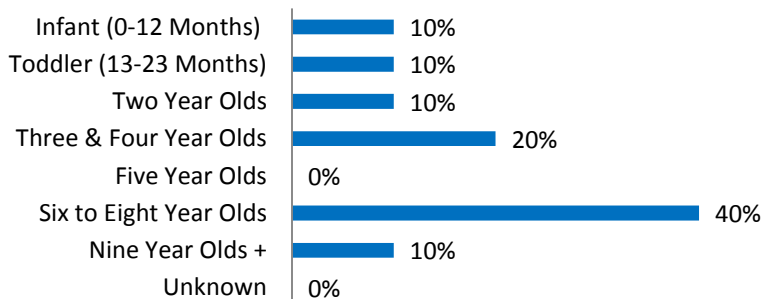
Data source: State Library of Iowa, [www.iowadatacenter.org](http://www.iowadatacenter.org).

**Out of 18 child care programs, 13 programs report they accept DHS Child Care Assistance funded children.**

Child Care Rates	Infant (0-12 Months)	Toddler (13-23 Months)	Two Year Olds	Three Year Olds	Four & Five Year Olds	Before & After School	Full Time School-Age
Average Per Week							
DHS Registered Child Development Homes	\$112.50	\$112.50	\$112.50	\$112.50	\$112.50	N/A	\$115.00
DHS Licensed Centers	\$130.00	\$125.00	\$125.00	\$120.00	\$120.00	\$35.00	\$115.00

\* Providers may charge by the month, week, day or hour.

### Percent of Requests for Child Care by Age



### Range of Preschool Tuition Rates per month - by age

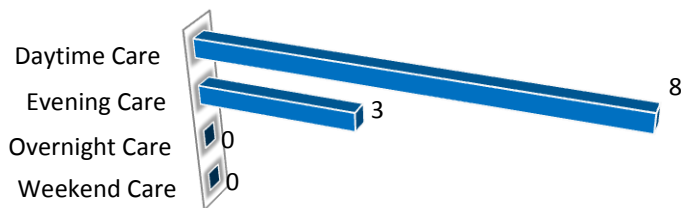
	Lowest	Highest
Three Yr Olds	\$20.00	\$120.00
Four Yr Olds +	\$20.00	\$20.00

\*Preschool classes range from 1-5 days a week.

\*Free preschool programs are not included in the rate ranges above.

**CCR&R referred 5 families with 10 children to child care providers.**

### Requests for Child Care by Type



\*Families may request more than one type of care for their child(ren).

Requests for Child Care data is from July 1, 2011 - June 30, 2012.

Data provided by Child Care Resource & Referral using NACCRRAware as of July 1, 2012 unless otherwise noted.