

# Winneshiek County - July 2011

Total County Population	20,668
Children ages 0 through 5	1,271
Children ages 6 through 9	823
Children ages 10 through 12	658

Data source: Woods & Poole Population Estimates as of Dec 31, 2010

Families with all parents working & children under age 6	83%
Median Family Income	\$60,082
Average Weekly Income	\$1,155

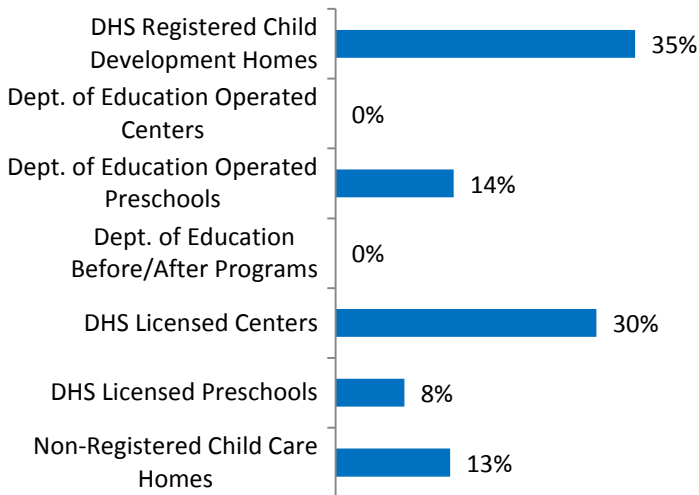
Data source: State Library of Iowa, www.iowadacenter.org



www.iowaccrr.org

1-877-216-8481

## Percent of Program Spaces



CCR&R may not have all DOE programs listed since they are not regulated by DHS.

## 978 Total Spaces LISTED with CCR&R

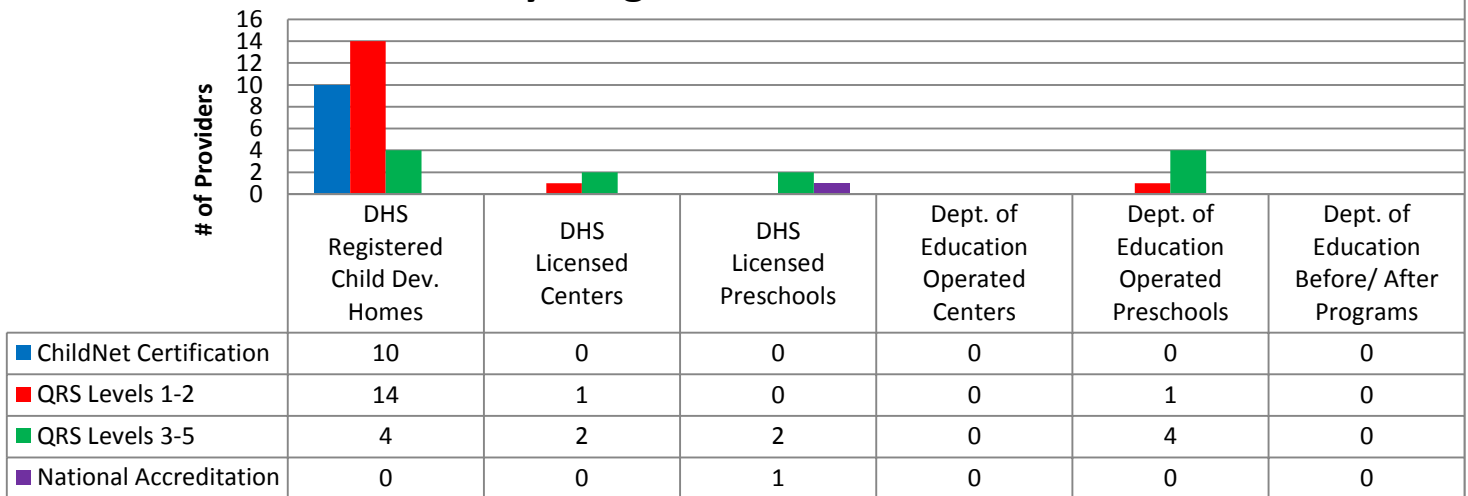
- 340 DHS Registered Child Development Homes
  - 0 Dept. of Education Operated Centers
- 134 Dept. of Education Operated Preschools
  - 0 Dept. of Education Before/After Programs
- 296 DHS Licensed Centers
  - 78 DHS Licensed Preschools
- 130 Non-Registered Child Care Homes

## 72 Total Programs LISTED with CCR&R

- 30 DHS Registered Child Development Homes
  - 0 Dept. of Education Operated Centers
- 7 Dept. of Education Operated Preschools
  - 0 Dept. of Education Before/After Programs
- 5 DHS Licensed Centers
  - 4 DHS Licensed Preschools
- 26 Non-Registered Child Care Homes

\*School District Dept of Education programs are not licensed by DHS but meet Standards for Child Care adopted by the State Board of Education.

## Quality Programs for Providers



\* Programs may choose to participate in more than one quality measure. The number of QRS Providers changes monthly.

Go to <http://www.dhs.state.ia.us/iqrs/> for up-to-date information.

\*Centers, Preschools and Before/After school programs do not qualify for ChildNet Certification.

**For a family earning the median income of \$60,082 with an infant in child care they would pay:**

- 10% of their income before taxes, if their child was in a registered home
- 12% of their income before taxes, if their child was in a licensed center

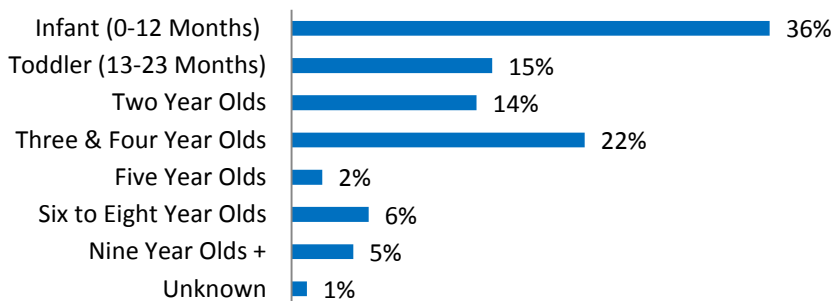
Data source: State Library of Iowa, [www.iowadatatcenter.org](http://www.iowadatatcenter.org).

**Out of 72 child care programs, 51 programs report they accept DHS Child Care Assistance funded children.**

Child Care Rates Per Week	Infant (0-12 Months)	Toddler (13-23 Months)	Two Year Olds	Three Year Olds	Four & Five Year Olds	Before & After School	Full Time School-Age
DHS Registered Child Development Homes	\$115.08	\$115.30	\$108.67	\$108.67	\$108.67	\$36.43	\$108.58
DHS Licensed Centers	\$140.40	\$140.40	\$137.25	\$129.60	\$129.60	\$58.00	\$128.25

\* Providers may charge by the month, week, day or hour.

### Percent of Requests for Child Care by Age



### Range of Preschool Tuition Rates per month - by age

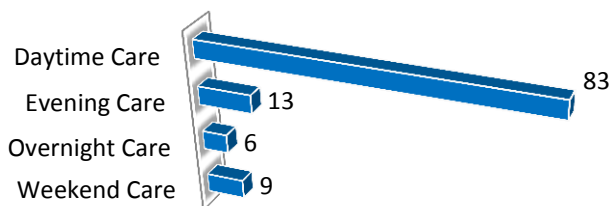
	Lowest	Highest
Three Yr Olds	\$80.00	\$250.00
Four Yr Olds +	\$75.00	\$250.00

\*Preschool classes range from 1-5 days a week.

\*Free preschool programs are not included in the rate ranges above.

**CCR&R referred 68 families with 87 children to child care providers.**

### Requests for Child Care by Type



\*Families may request more than one type of care for their child(ren).

Requests for Child Care data is from July 1, 2010 - June 30, 2011.

Data provided by Child Care Resource & Referral using NACCRRAware as of July 1, 2011 unless otherwise noted.