

Wayne County - July 2011

Total County Population	6,260
Children ages 0 through 5	504
Children ages 6 through 9	326
Children ages 10 through 12	190

Data source: Woods & Poole Population Estimates as of Dec 31, 2010.

Families with all parents working & children under age 6	75%
Median Family Income	\$ 44,512

Average weekly income (Annual/52) \$	856
--------------------------------------	-----

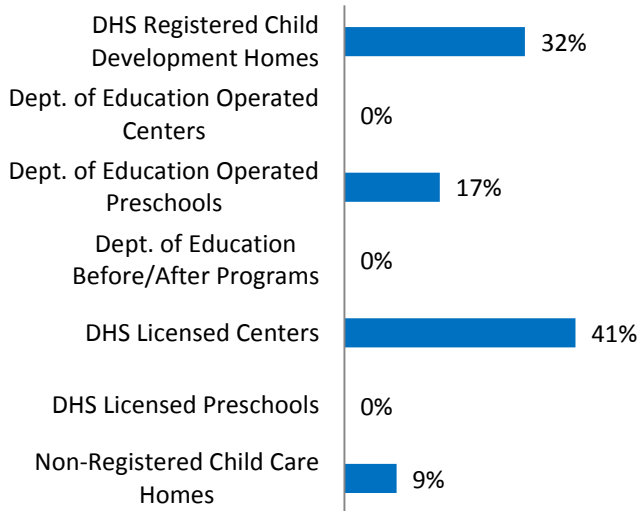
Data source: State Library of Iowa, www.iowadatecenter.org.



www.iowaccrr.org

1-877-216-8481

Percent of Program Spaces



CCR&R may not have all DOE programs listed since they are not regulated by DHS.

322 Total # spaces LISTED with CCR&R

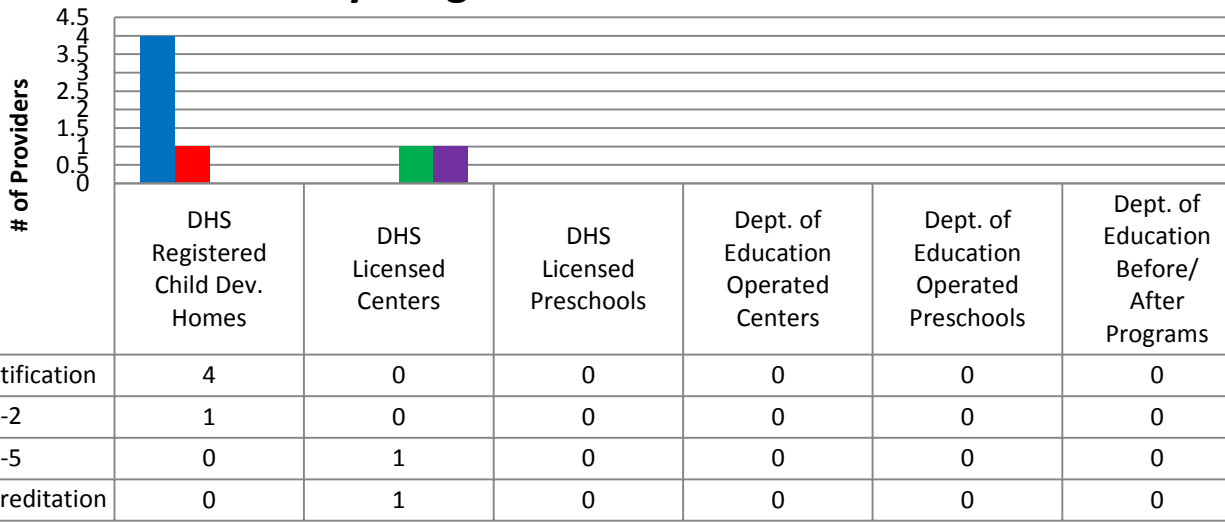
- 104 DHS Registered Child Development Homes
 - 0 Dept. of Education Operated Centers
 - 55 Dept. of Education Operated Preschools
 - 0 Dept. of Education Before/After Programs
- 133 DHS Licensed Centers
 - 0 DHS Licensed Preschools
- 30 Non-Registered Child Care Homes

20 Total Child Care Programs LISTED with CCR&R

- 9 DHS Registered Child Development Homes
 - 0 Dept. of Education Operated Centers
 - 3 Dept. of Education Operated Preschools
 - 0 Dept. of Education Before/After Programs
- 2 DHS Licensed Centers
 - 0 DHS Licensed Preschools
- 6 Non-Registered Child Care Homes

*School District Dept of Education programs are not licensed by DHS but meet Standards for Child Care adopted by the State Board of Education.

Quality Programs for Providers



* Programs may choose to participate in more than one quality measure. The number of QRS Providers changes monthly.

Go to <http://www.dhs.state.ia.us/iqrs/> for up-to-date information.

**Centers, Preschools and Before/After school programs do not qualify for ChildNet Certification.

For a family earning the median income of **\$44,512** with an infant in child care they would **pay:**

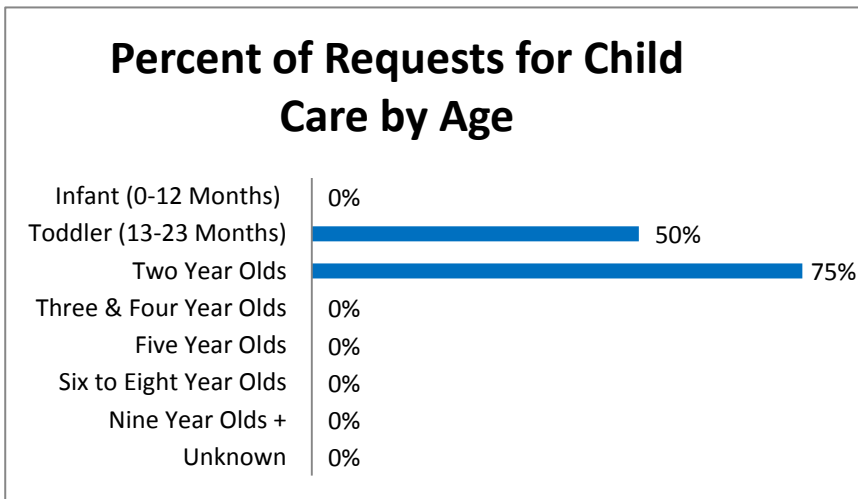
- 15% of their income before taxes, if their child was in a center
- 12% of their income before taxes, if their child was in a child care home

Data source: State Library of Iowa, www.iowadatecenter.org.

Out of 20 child care programs, 15 programs report they accept DHS Child Care Assistance funded children.

Child Care Rates Per week	Infant (0-12 Months)	Toddler (13-23 months)	Two Year Olds	Three Year Olds	Four & Five Year Olds	Before & After School	Full Time School-age
DHS Registered Child Development Homes	\$103.13	\$103.13	\$103.13	\$103.13	\$92.13	\$57.00	\$105.00
DHS Licensed Centers	\$125.00	\$125.00	\$125.00	\$125.00	\$125.00	\$125.00	\$125.00

* Note provider may charge by the month, week, day or hour.




Range of Preschool Tuition Rates per month by Age

	Lowest	Highest
Three Yr Olds	Preschools available at no cost	
Four Yr Olds +	Preschools available at no cost	

*Preschool classes range from 1-5 days a week.

*Free preschool programs are not included in the rate ranges above.

CCR&R referred 4 families with 5 children to child care providers.



*Families may request more than one type of care for their child(ren).

Requests for Child Care data is from July 1, 2010 - June 30, 2011

Data provided by Child Care Resource & Referral using NACCRRAware as of July 1, 2011 unless otherwise noted.