

Union County - July 2011

Total County Population	12,226
Children ages 0 through 5	1,002
Children ages 6 through 9	608
Children ages 10 through 12	427

Data source: Woods & Poole Population Estimates as of Dec 31, 2010.

Families with all parents working & children under age 6	86%
Median Family Income	\$ 53,243
Average weekly income (Annual/52)	\$ 1,024

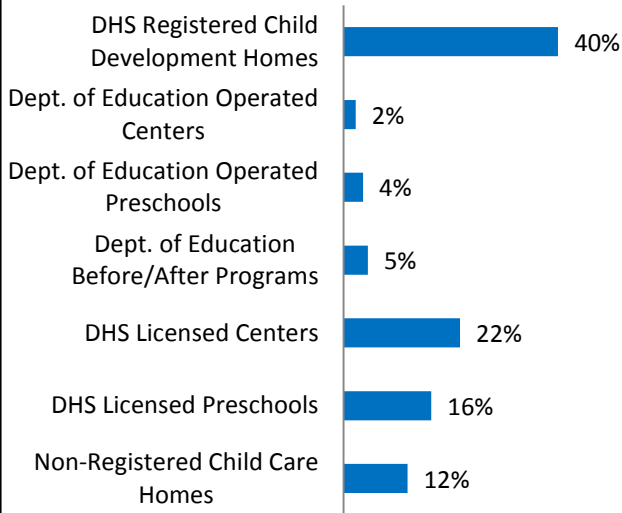
Data source: State Library of Iowa, www.iowadatatcenter.org.



swiowachildcare.org

1-800-945-9778

Percent of Program Spaces



CCR&R may not have all DOE programs listed since they are not regulated by DHS.

884 Total # spaces LISTED with CCR&R

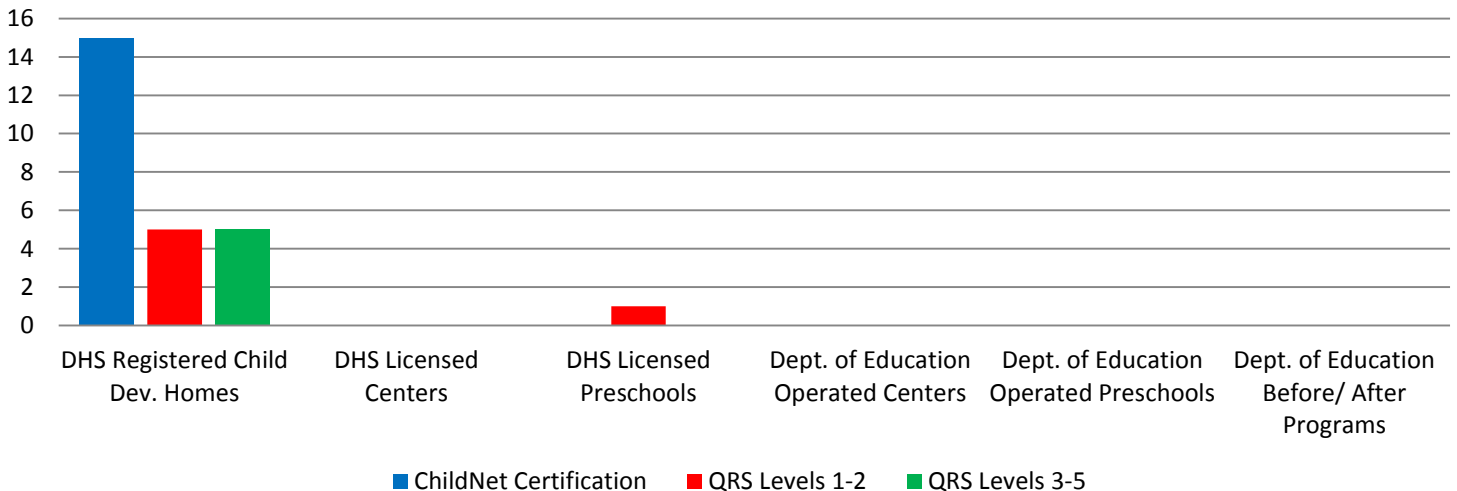
- 352 DHS Registered Child Development Homes
- 20 Dept. of Education Operated Centers
- 32 Dept. of Education Operated Preschools
- 40 Dept. of Education Before/After Programs
- 191 DHS Licensed Centers
- 144 DHS Licensed Preschools
- 105 Non-Registered Child Care Homes

67 Total Child Care Programs LISTED with CCR&R

- 34 DHS Registered Child Development Homes
- 1 Dept. of Education Operated Centers
- 2 Dept. of Education Operated Preschools
- 1 Dept. of Education Before/After Programs
- 3 DHS Licensed Centers
- 5 DHS Licensed Preschools
- 21 Non-Registered Child Care Homes

*School District Dept of Education programs are not licensed by DHS but meet Standards for Child Care adopted by the State Board of Education.

Quality Programs for Providers



* Programs may choose to participate in more than one quality measure. The number of QRS Providers changes monthly.

Go to <http://www.dhs.state.ia.us/iqrs/> for up-to-date information.

**Centers, Preschools and Before/After school programs do not qualify for ChildNet Certification.

For a family earning the median income of \$53,243 with an infant in child care they would pay:

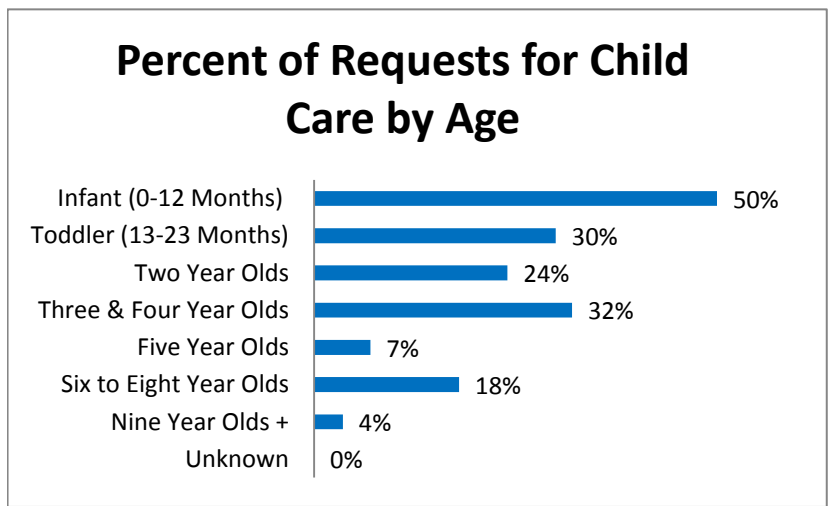
- 13% of their income before taxes, if their child was in a center
- 10% of their income before taxes, if their child was in a child care home

Data source: State Library of Iowa, www.iowadatatcenter.org.

Out of 67 child care programs, 59 programs report they accept DHS Child Care Assistance funded children.

Child Care Rates Per week	Infant (0-12 Months)	Toddler (13-23 months)	Two Year Olds	Three Year Olds	Four & Five Year Olds	Before & After School	Full Time School-age
DHS Registered Child Development Homes	\$99.69	\$98.17	\$97.72	\$97.82	\$88.62	\$63.15	\$96.55
DHS Licensed Centers	\$128.75	\$128.75	\$111.25	\$108.25	\$108.25	\$84.38	\$116.83

* Note provider may charge by the month, week, day or hour.



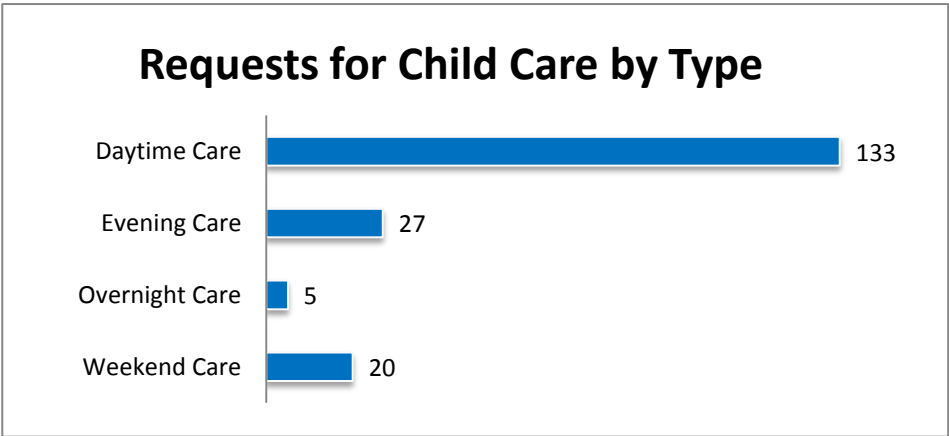
Range of Preschool Tuition Rates per month by Age

	Lowest	Highest
Three Yr Olds	\$55.00	\$80.00
Four Yr Olds +	\$55.00	\$55.00

*Preschool classes range from 1-5 days a week.

*Free preschool programs are not included in the rate ranges above.

CCR&R referred 84 families with 140 children to child care providers.



*Families may request more than one type of care for their child(ren).

Requests for Child Care data is from July 1 - June 30, 2011