

Story County - July 2011

Total County Population	87,948
Children ages 0 through 5	5,968
Children ages 6 through 9	3,443
Children ages 10 through 12	2,380

Data source: Woods & Poole Population Estimates as of Dec 31, 2010.

Families with all parents working & children under age 6	67%
Median Family Income	\$ 73,702
Average Weekly Income	\$ 1,417

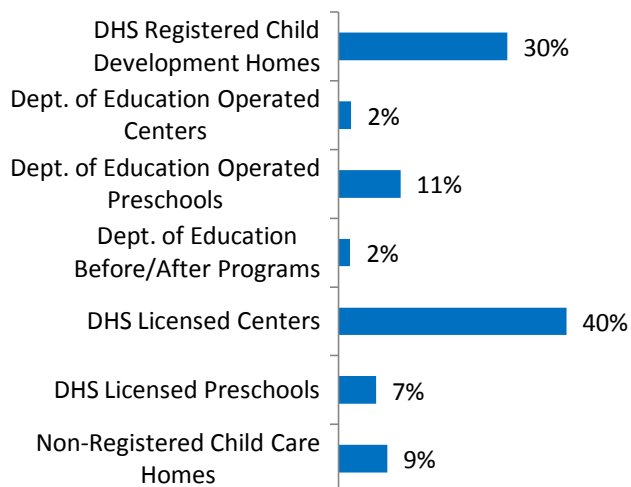
Data source: State Library of Iowa, www.iowadatecenter.org



www.iowaccrr.org

1-877-216-8481

Percent of Program Spaces



CCR&R may not have all DOE programs listed since they are not regulated by DHS.

3,848 Total Spaces LISTED with CCR&R

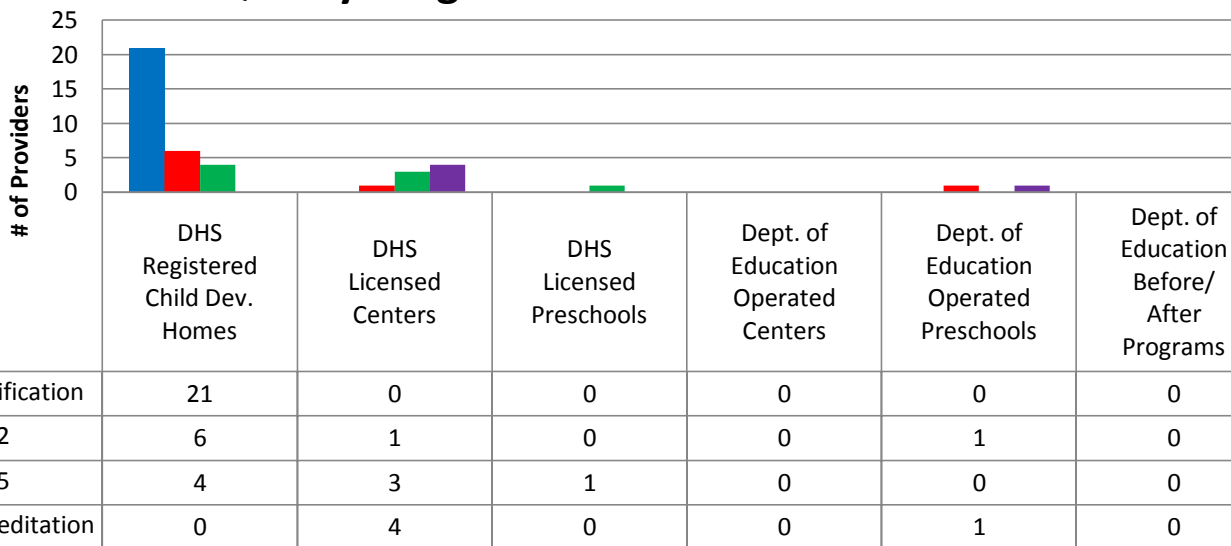
- 1,140 DHS Registered Child Development Homes
- 87 Dept. of Education Operated Centers
- 419 Dept. of Education Operated Preschools
- 80 Dept. of Education Before/After Programs
- 1,538 DHS Licensed Centers
- 254 DHS Licensed Preschools
- 330 Non-Registered Child Care Homes

218 Total Programs LISTED with CCR&R

- 109 DHS Registered Child Development Homes
- 1 Dept. of Education Operated Centers
- 8 Dept. of Education Operated Preschools
- 1 Dept. of Education Before/After Programs
- 22 DHS Licensed Centers
- 11 DHS Licensed Preschools
- 66 Non-Registered Child Care Homes

*School District Dept of Education programs are not licensed by DHS but meet Standards for Child Care adopted by the State Board of Education.

Quality Programs for Providers



* Programs may choose to participate in more than one quality measure. The number of QRS Providers changes monthly.

Go to <http://www.dhs.state.ia.us/iqrs/> for up-to-date information.

*Centers, Preschools and Before/After school programs do not qualify for ChildNet Certification.

For a family earning the median income of \$73,702 with an infant in child care they would pay:

- 9% of their income before taxes, if their child was in a registered home
- 13% of their income before taxes, if their child was in a licensed center

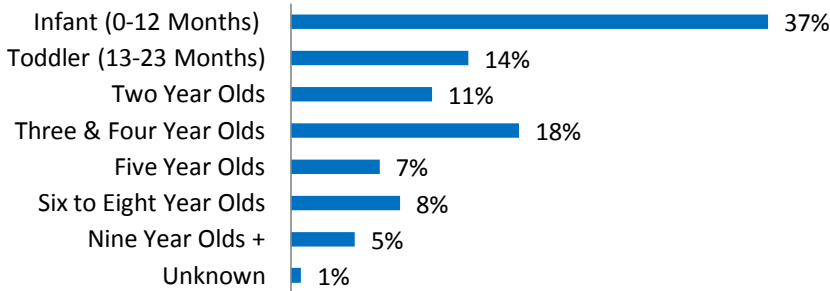
Data source: State Library of Iowa, www.iowadatatcenter.org.

Out of 218 child care programs, 151 programs report they accept DHS Child Care Assistance funded children.

Child Care Rates Per Week	Infant (0-12 Months)	Toddler (13-23 Months)	Two Year Olds	Three Year Olds	Four & Five Year Olds	Before & After School	Full Time School-Age
DHS Registered Child Development Homes	\$130.18	\$130.05	\$128.62	\$126.19	\$125.99	\$64.23	\$123.01
DHS Licensed Centers	\$177.81	\$177.81	\$153.19	\$147.94	\$146.83	\$72.21	\$137.79

* Providers may charge by the month, week, day or hour.

Percent of Requests for Child Care by Age



Range of Preschool Tuition Rates per month - by age

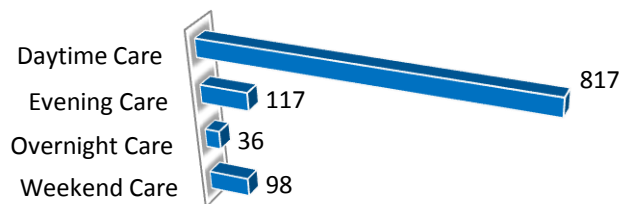
	Lowest	Highest
Three Yr Olds	\$52.00	\$262.50
Four Yr Olds +	\$88.00	\$290.00

*Preschool classes range from 1-5 days a week.

*Free preschool programs are not included in the rate ranges above.

CCR&R referred 582 families with 891 children to child care providers.

Requests for Child Care by Type



*Families may request more than one type of care for their child(ren).
Requests for Child Care data is from July 1, 2010 - June 30, 2011.

Data provided by Child Care Resource & Referral using NACCRRAware as of July 1, 2011 unless otherwise noted.