

# Shelby County - July 2011

Total County Population	11,908
Children ages 0 through 5	728
Children ages 6 through 9	573
Children ages 10 through 12	481

Data source: Woods & Poole Population Estimates as of Dec 31, 2009.

Families with all parents working & children under age 6 78%

Median Family Income \$ 52,368

Average weekly income (Annual/52) \$ 1,007

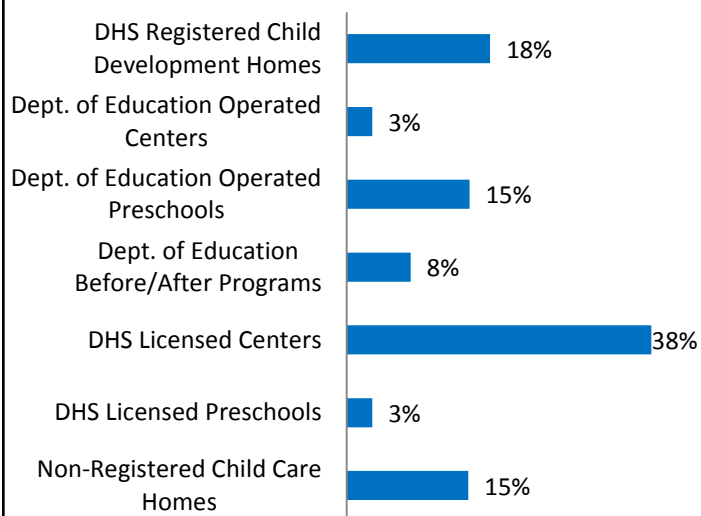
Data source: State Library of Iowa, www.iowadatabase.org.



swiowachildcare.org

1-800-945-9778

## Percent of Program Spaces



CCR&R may not have all DOE programs listed since they are not regulated by DHS.

## 631 Total # spaces LISTED with CCR&R

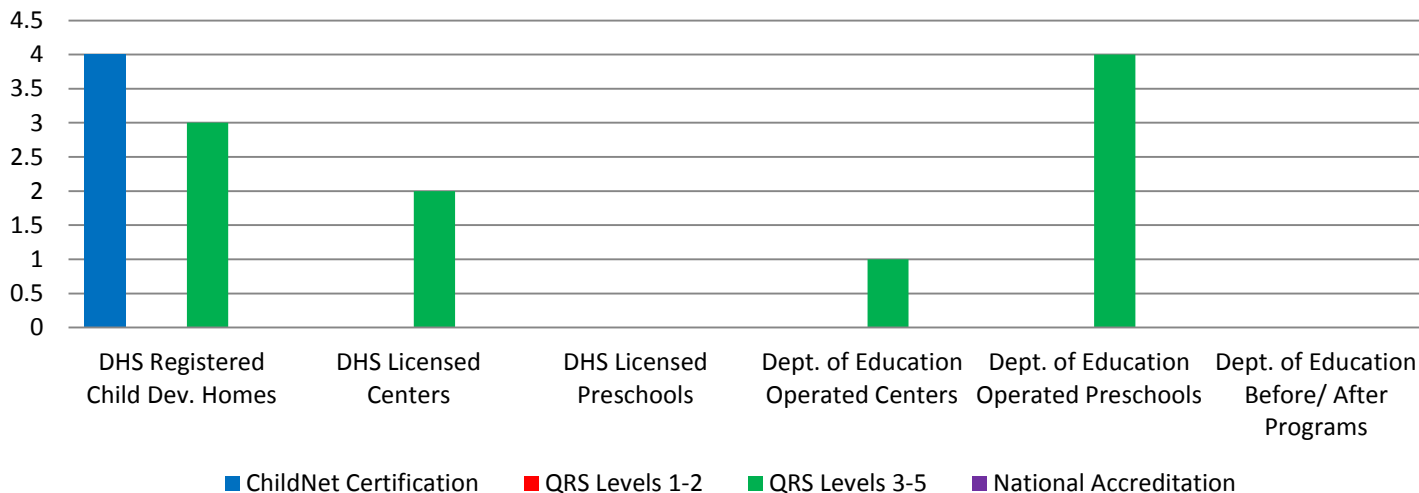
- 112 DHS Registered Child Development Homes
- 20 Dept. of Education Operated Centers
- 96 Dept. of Education Operated Preschools
- 50 Dept. of Education Before/After Programs
- 238 DHS Licensed Centers
- 20 DHS Licensed Preschools
- 95 Non-Registered Child Care Homes

## 40 Total Child Care Programs LISTED with CCR&R

- 10 DHS Registered Child Development Homes
- 1 Dept. of Education Operated Centers
- 5 Dept. of Education Operated Preschools
- 1 Dept. of Education Before/After Programs
- 3 DHS Licensed Centers
- 1 DHS Licensed Preschools
- 19 Non-Registered Child Care Homes

\*School District Dept of Education programs are not licensed by DHS but meet Standards for Child Care adopted by the State Board of Education.

## Quality Programs for Providers



\* Programs may choose to participate in more than one quality measure. The number of QRS Providers changes monthly.

Go to <http://www.dhs.state.ia.us/iqrs/> for up-to-date information.

\*\*Centers, Preschools and Before/After school programs do not qualify for ChildNet Certification.

**For a family earning the median income of \$52,368 with an infant in child care they would pay:**

- 11% of their income before taxes, if their child was in a center
- 11% of their income before taxes, if their child was in a child care home

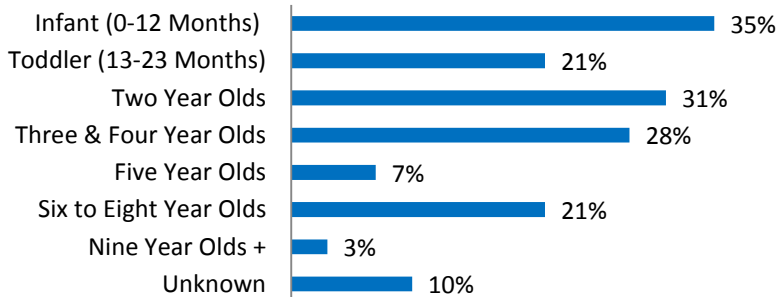
Data source: State Library of Iowa, [www.iowadatecenter.org](http://www.iowadatecenter.org).

**Out of 40 child care programs, 22 programs report they accept DHS Child Care Assistance funded children.**

Child Care Rates Per week	Infant (0-12 Months)	Toddler (13-23 months)	Two Year Olds	Three Year Olds	Four & Five Year Olds	Before & After School	Full Time School-age
DHS Registered Child Development Homes	\$113.89	\$111.11	\$111.11	\$111.11	\$109.69	\$68.13	\$110.94
DHS Licensed Centers	\$113.63	\$114.75	\$111.00	\$111.00	\$111.00	\$51.00	\$114.75

\* Note provider may charge by the month, week, day or hour.

### Percent of Requests for Child Care by Age



### Range of Preschool Tuition Rates per month by Age

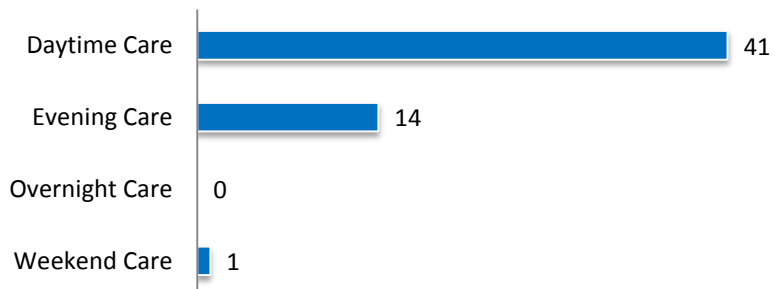
	Lowest	Highest
Three Yr Olds	\$45.00	\$195.00
Four Yr Olds +	\$45.00	\$195.00

\*Preschool classes range from 1-5 days a week.

\*Free preschool programs are not included in the rate ranges above.

**CCR&R referred 29 families with 45 children to child care providers.**

### Requests for Child Care by Type



\*Families may request more than one type of care for their child(ren).

Requests for Child Care data is from July 1 - June 30, 2011