

Scott County - July 2011

Total County Population	167,416
Children ages 0 through 5	14,244
Children ages 6 through 9	9,197
Children ages 10 through 12	6,739

Data source: Woods & Poole Population Estimates as of Dec 31, 2010

Families with all parents working & children under age 6	68%
Median Family Income	\$64,175
Average Weekly Income	\$1,234

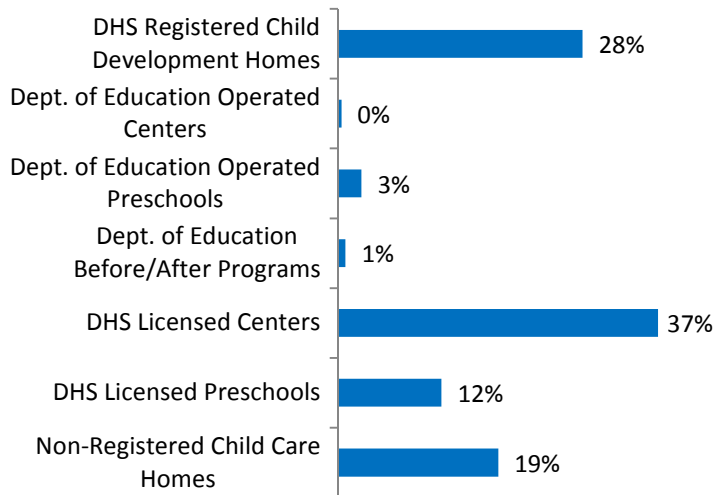
Data source: State Library of Iowa, www.iowadatatcenter.org



www.iowaccrr.org

1-877-216-8481

Percent of Program Spaces



CCR&R may not have all DOE programs listed since they are not regulated by DHS.

9,310 Total Spaces LISTED with CCR&R

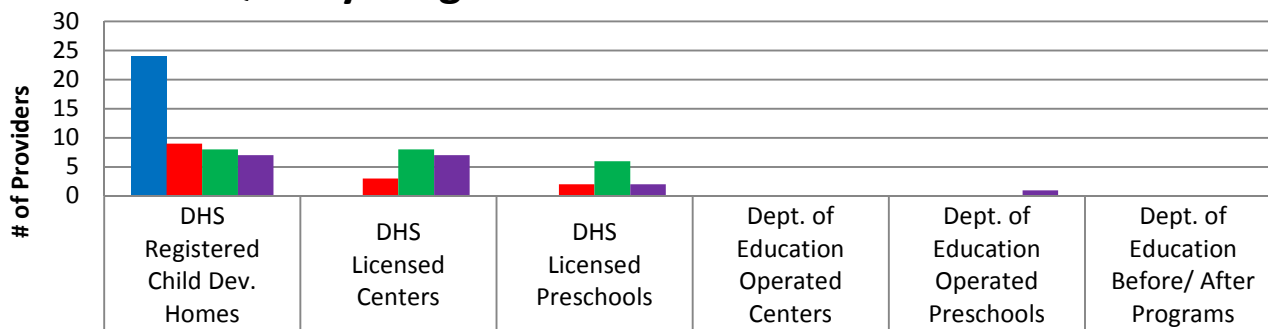
- 2,640 DHS Registered Child Development Homes
 - 36 Dept. of Education Operated Centers
 - 252 Dept. of Education Operated Preschools
 - 80 Dept. of Education Before/After Programs
- 3,456 DHS Licensed Centers
- 1,116 DHS Licensed Preschools
- 1,730 Non-Registered Child Care Homes

695 Total Programs LISTED with CCR&R

- 255 DHS Registered Child Development Homes
 - 2 Dept. of Education Operated Centers
 - 5 Dept. of Education Operated Preschools
 - 5 Dept. of Education Before/After Programs
- 55 DHS Licensed Centers
- 27 DHS Licensed Preschools
- 346 Non-Registered Child Care Homes

*School District Dept of Education programs are not licensed by DHS but meet Standards for Child Care adopted by the State Board of Education.

Quality Programs for Providers



	DHS Registered Child Dev. Homes	DHS Licensed Centers	DHS Licensed Preschools	Dept. of Education Operated Centers	Dept. of Education Operated Preschools	Dept. of Education Before/ After Programs
ChildNet Certification	24	0	0	0	0	0
QRS Levels 1-2	9	3	2	0	0	0
QRS Levels 3-5	8	8	6	0	0	0
National Accreditation	7	7	2	0	1	0

* Programs may choose to participate in more than one quality measure. The number of QRS Providers changes monthly.

Go to <http://www.dhs.state.ia.us/iqrs/> for up-to-date information.

*Centers, Preschools and Before/After school programs do not qualify for ChildNet Certification.

For a family earning the median income of \$64,175 with an infant in child care they would pay:

- 10% of their income before taxes, if their child was in a registered home
- 15% of their income before taxes, if their child was in a licensed center

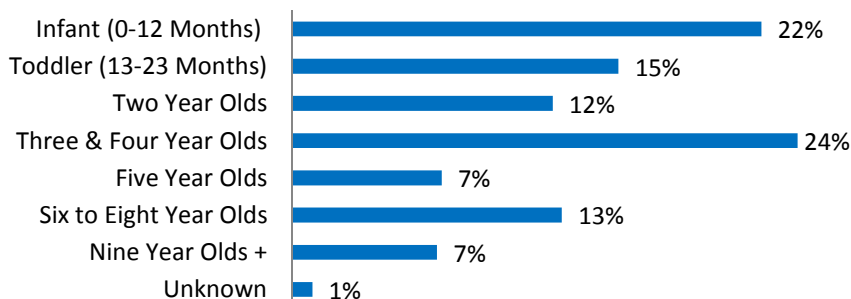
Data source: State Library of Iowa, www.iowadatabase.org.

Out of 695 child care programs, 597 programs report they accept DHS Child Care Assistance funded children.

Child Care Rates Per Week	Infant (0-12 Months)	Toddler (13-23 Months)	Two Year Olds	Three Year Olds	Four & Five Year Olds	Before & After School	Full Time School-Age
DHS Registered Child Development Homes	\$126.33	\$123.71	\$118.15	\$117.14	\$115.35	\$55.30	\$110.30
DHS Licensed Centers	\$182.69	\$179.59	\$153.17	\$139.41	\$138.26	\$61.36	\$139.64

* Providers may charge by the month, week, day or hour.

Percent of Requests for Child Care by Age



Range of Preschool Tuition Rates per month - by age

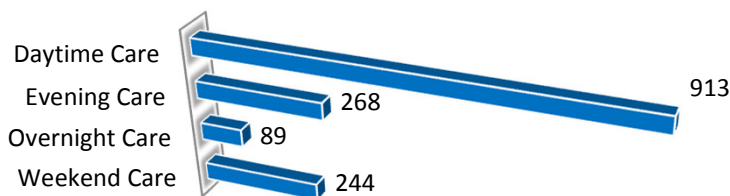
	Lowest	Highest
Three Yr Olds	\$60.00	\$293.00
Four Yr Olds +	\$56.00	\$280.00

*Preschool classes range from 1-5 days a week.

*Free preschool programs are not included in the rate ranges above.

CCR&R referred 589 families with 947 children to child care providers.

Requests for Child Care by Type



*Families may request more than one type of care for their child(ren).

Requests for Child Care data is from July 1, 2010 - June 30, 2011.

Data provided by Child Care Resource & Referral using NACCRRAware as of July 1, 2011 unless otherwise noted.