

Ringgold County - July 2011

Total County Population	4,930
Children ages 0 through 5	382
Children ages 6 through 9	228
Children ages 10 through 12	168

Data source: Woods & Poole Population Estimates as of Dec 31, 2010.

Families with all parents working & children under age 6 84%

Median Family Income \$ 51,526

Average weekly income (Annual/52) \$ 991

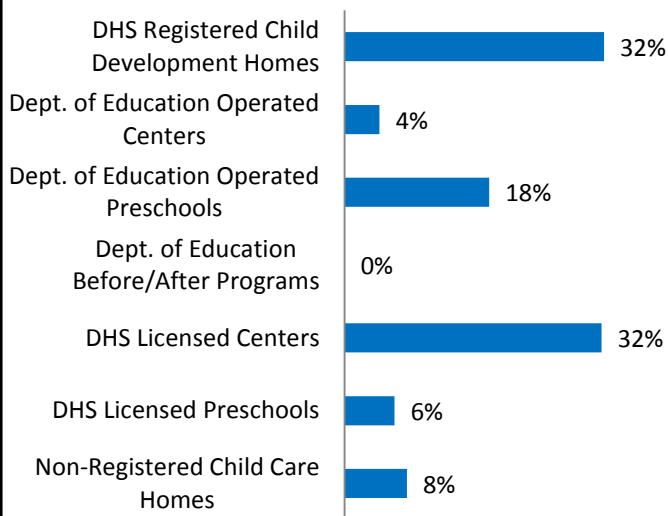
Data source: State Library of Iowa, www.iowadatatcenter.org.



swiowachildcare.org

1-800-945-9778

Percent of Program Spaces



CCR&R may not have all DOE programs listed since they are not regulated by DHS.

324 Total # spaces LISTED with CCR&R

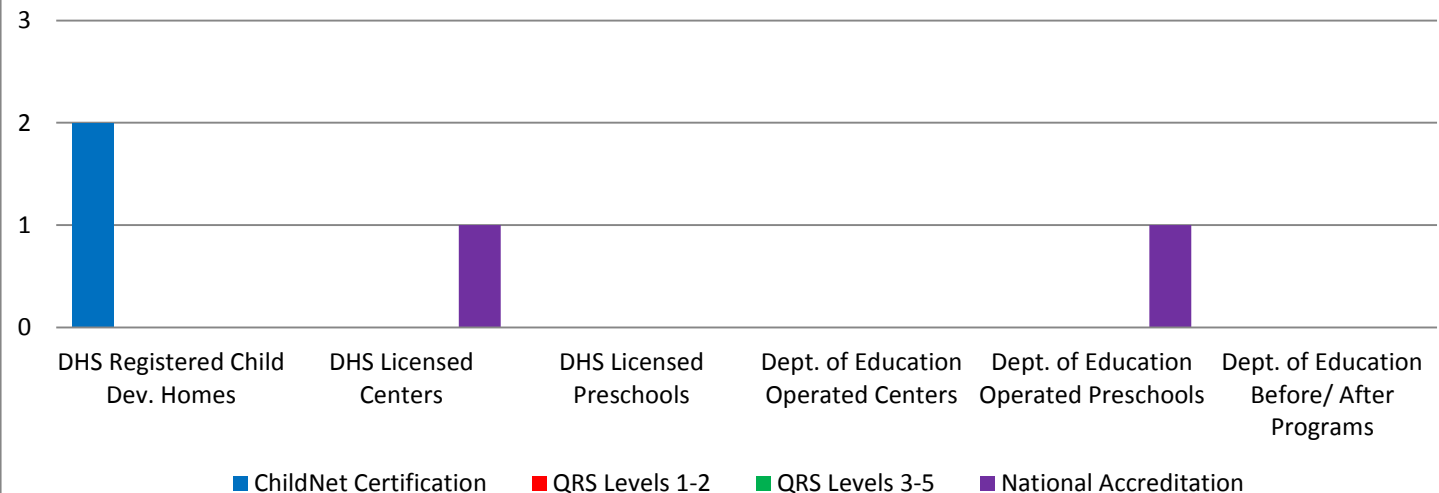
- 104 DHS Registered Child Development Homes
 - 14 Dept. of Education Operated Centers
 - 58 Dept. of Education Operated Preschools
 - 0 Dept. of Education Before/After Programs
- 103 DHS Licensed Centers
 - 20 DHS Licensed Preschools
 - 25 Non-Registered Child Care Homes

20 Total Child Care Programs LISTED with CCR&R

- 9 DHS Registered Child Development Homes
 - 1 Dept. of Education Operated Centers
 - 3 Dept. of Education Operated Preschools
 - 0 Dept. of Education Before/After Programs
- 1 DHS Licensed Centers
 - 1 DHS Licensed Preschools
 - 5 Non-Registered Child Care Homes

*School District Dept of Education programs are not licensed by DHS but meet Standards for Child Care adopted by the State Board of Education.

Quality Programs for Providers



* Programs may choose to participate in more than one quality measure. The number of QRS Providers changes monthly.

Go to <http://www.dhs.state.ia.us/iqrs/> for up-to-date information.

**Centers, Preschools and Before/After school programs do not qualify for ChildNet Certification.

For a family earning the median income of \$51,526 with an infant in child care they would pay:

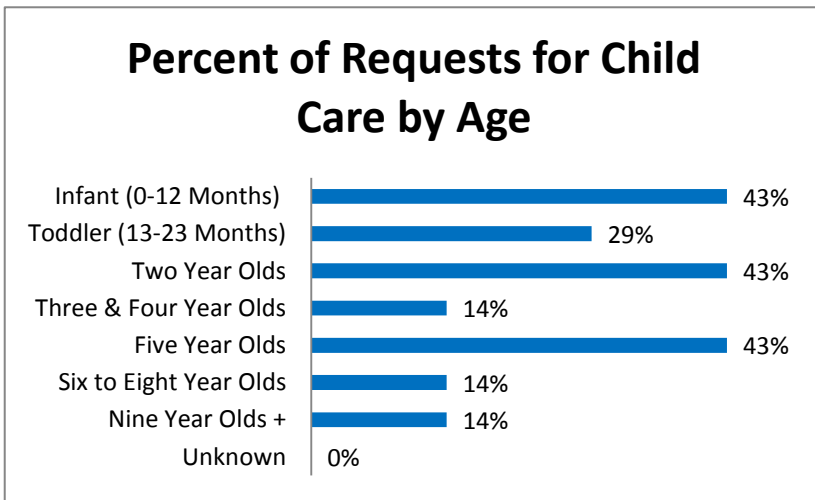
- 12% of their income before taxes, if their child was in a center
- 11% of their income before taxes, if their child was in a child care home

Data source: State Library of Iowa, www.iowadatatcenter.org.

Out of 20 child care programs, 14 programs report they accept DHS Child Care Assistance funded children.

Child Care Rates Per week	Infant (0-12 Months)	Toddler (13-23 months)	Two Year Olds	Three Year Olds	Four & Five Year Olds	Before & After School	Full Time School-age
DHS Registered Child Development Homes	\$107.14	\$105.71	\$99.29	\$99.38	\$99.39	\$59.29	\$98.21
DHS Licensed Centers	\$112.00	\$112.00	\$115.00	\$110.00	\$108.00	\$45.00	\$108.00

* Note provider may charge by the month, week, day or hour.



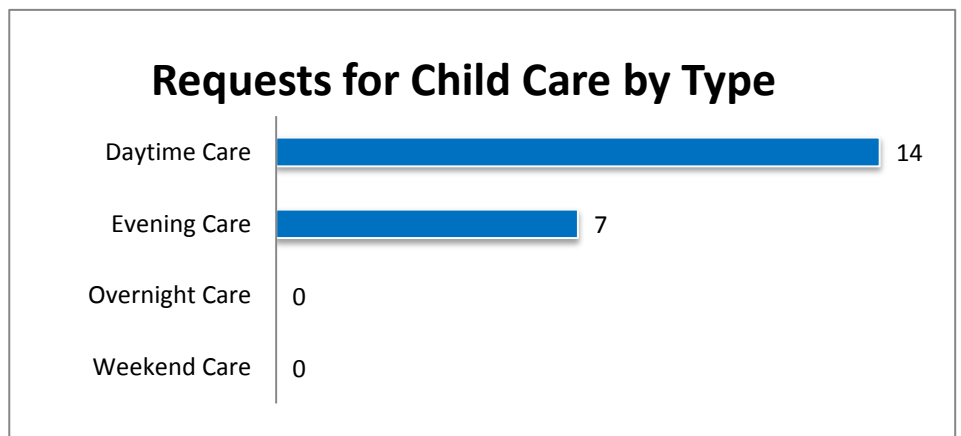
Range of Preschool Tuition Rates per month by Age

	Lowest	Highest
Three Yr Olds	\$49.00	\$49.00
Four Yr Olds +	N/A	N/A

*Preschool classes range from 1-5 days a week.

*Free preschool programs are not included in the rate ranges above.

CCR&R referred 7 families with 14 children to child care providers.



*Families may request more than one type of care for their child(ren).

Requests for Child Care data is from July 1 - June 30, 2011