

Region 4 Central Iowa- July 2011

Total Region Population	798,280
Children ages 0 through 5	70,433
Children ages 6 through 9	43,129
Children ages 10 through 12	30,516

Data source: Woods & Poole Population Estimates as of Dec 31, 2010.

Families with all parents working & children under age 6	66%
Median Family Income	\$ 65,761
Average Weekly Income	\$ 1,265

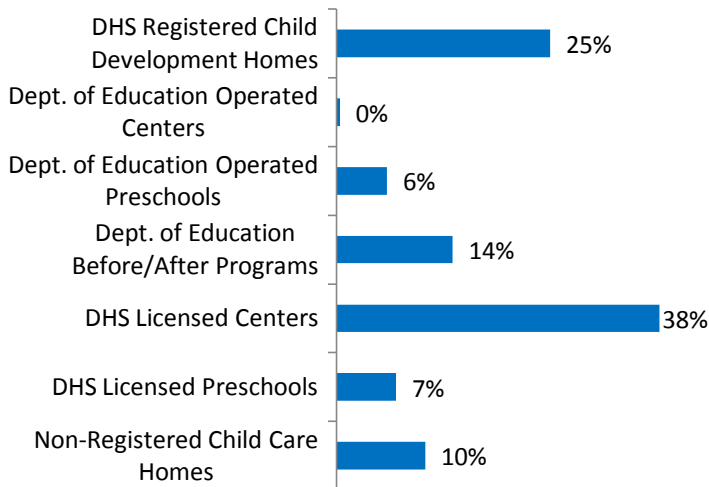
Data source: State Library of Iowa, www.iowadatecenter.org



www.iowaccrr.org

1-877-216-8481

Percent of Program Spaces



CCR&R may not have all DOE programs listed since they are not regulated by DHS.

55,330 Total Spaces LISTED with CCR&R

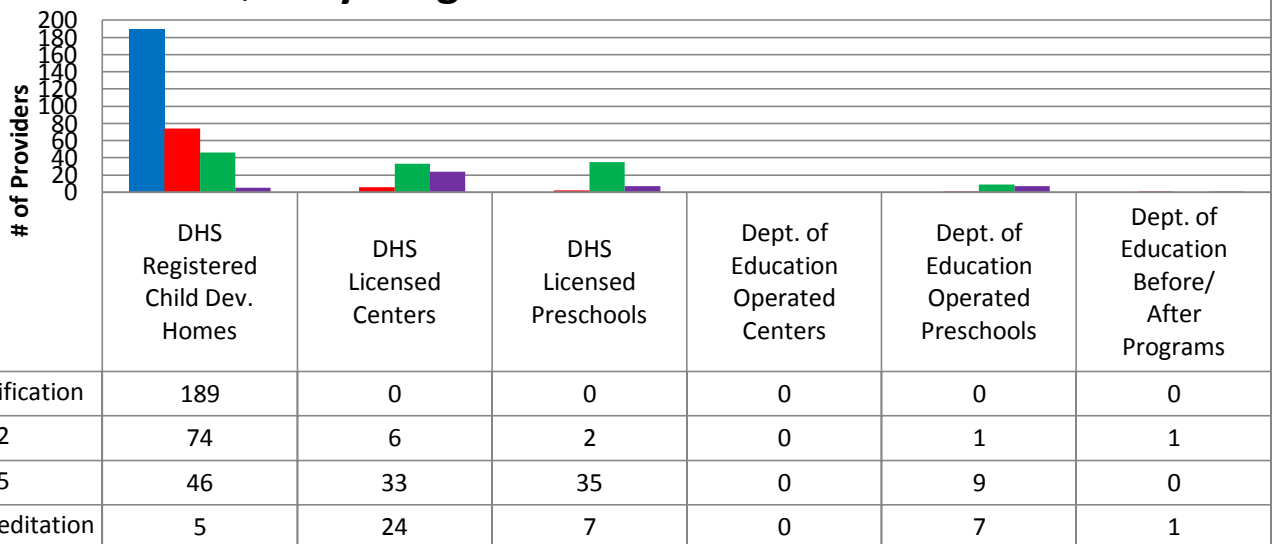
- 13,816 DHS Registered Child Development Homes
- 220 Dept. of Education Operated Centers
- 3,277 Dept. of Education Operated Preschools
- 7,523 Dept. of Education Before/After Programs
- 20,901 DHS Licensed Centers
- 3,848 DHS Licensed Preschools
- 5,745 Non-Registered Child Care Homes

3,011 Total Programs LISTED with CCR&R

- 1,366 DHS Registered Child Development Homes
- 5 Dept. of Education Operated Centers
- 101 Dept. of Education Operated Preschools
- 63 Dept. of Education Before/After Programs
- 216 DHS Licensed Centers
- 111 DHS Licensed Preschools
- 1,149 Non-Registered Child Care Homes

*School District Dept of Education programs are not licensed by DHS but meet Standards for Child Care adopted by the State Board of Education.

Quality Programs for Providers



* Programs may choose to participate in more than one quality measure. The number of QRS Providers changes monthly.

Go to <http://www.dhs.state.ia.us/iqrs/> for up-to-date information.

*Centers, Preschools and Before/After school programs do not qualify for ChildNet Certification.

For a family earning the median income of \$65761 with an infant in child care they would pay:

- 10% of their income before taxes, if their child was in a registered home
- 15% of their income before taxes, if their child was in a licensed center

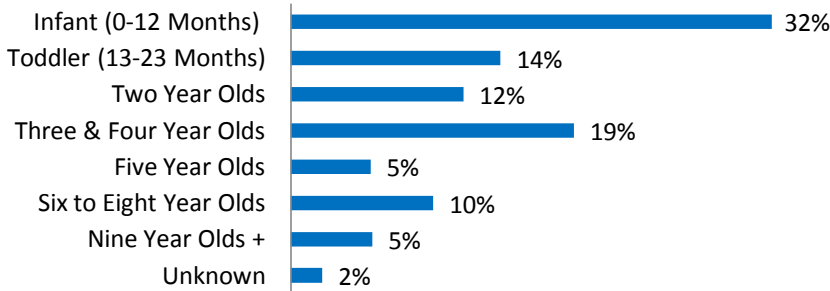
Data source: State Library of Iowa, www.iowadatatcenter.org.

Out of 3,011 child care programs, 1949 programs report they accept DHS Child Care Assistance funded children.

Child Care Rates Per Week	Infant (0-12 Months)	Toddler (13-23 Months)	Two Year Olds	Three Year Olds	Four & Five Year Olds	Before & After School	Full Time School-Age
DHS Registered Child Development Homes	\$131.08	\$129.92	\$127.21	\$125.18	\$123.37	\$59.23	\$109.46
DHS Licensed Centers	\$192.40	\$191.07	\$168.76	\$157.00	\$153.25	\$76.82	\$128.79

* Providers may charge by the month, week, day or hour.

Percent of Requests for Child Care by Age



Range of Preschool Tuition Rates per month - by age

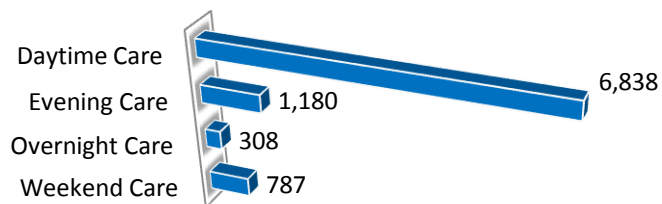
	Lowest	Highest
Three Yr Olds	\$25.00	\$600.00
Four Yr Olds +	\$25.00	\$600.00

*Preschool classes range from 1-5 days a week.

*Free preschool programs are not included in the rate ranges above.

CCR&R referred 4,322 families with 7,457 children to child care providers.

Requests for Child Care by Type



*Families may request more than one type of care for their child(ren).
Requests for Child Care data is from July 1, 2010 - June 30, 2011.

Data provided by Child Care Resource & Referral using NACCRRAware as of July 1, 2011 unless otherwise noted.