

# Region 2 Northeast Iowa - July 2011

Total Region Population	515,384
Children ages 0 through 5	39,782
Children ages 6 through 9	25,048
Children ages 10 through 12	18,707

Data source: Woods & Poole Population Estimates as of Dec 31, 2010

Families with all parents working & children under age 6	75%
Median Family Income	\$57,254
Average Weekly Income	\$1,101

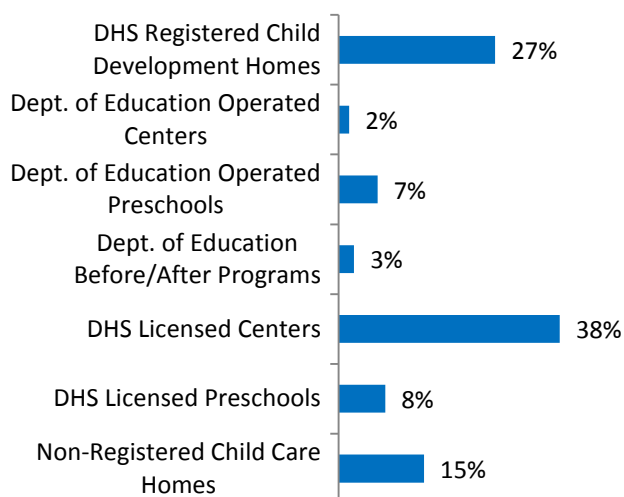
Data source: State Library of Iowa, [www.iowadatatcenter.org](http://www.iowadatatcenter.org)



[www.iowaccrr.org](http://www.iowaccrr.org)

1-877-216-8481

## Percent of Program Spaces



CCR&R may not have all DOE programs listed since they are not regulated by DHS.

## 30,355 Total Spaces LISTED with CCR&R

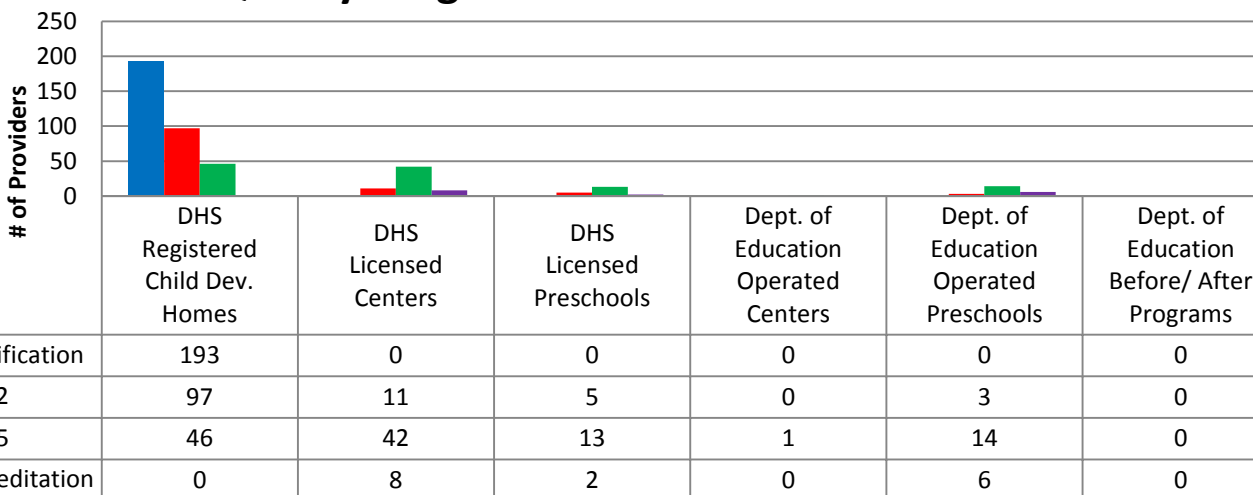
- 8,272 DHS Registered Child Development Homes
- 559 Dept. of Education Operated Centers
- 2,058 Dept. of Education Operated Preschools
- 817 Dept. of Education Before/After Programs
- 11,681 DHS Licensed Centers
- 2,463 DHS Licensed Preschools
- 4,505 Non-Registered Child Care Homes

## 2,030 Total Programs LISTED with CCR&R

- 755 DHS Registered Child Development Homes
- 15 Dept. of Education Operated Centers
- 97 Dept. of Education Operated Preschools
- 25 Dept. of Education Before/After Programs
- 152 DHS Licensed Centers
- 85 DHS Licensed Preschools
- 901 Non-Registered Child Care Homes

\*School District Dept of Education programs are not licensed by DHS but meet Standards for Child Care adopted by the State Board of Education.

## Quality Programs for Providers



\* Programs may choose to participate in more than one quality measure. The number of QRS Providers changes monthly.

Go to <http://www.dhs.state.ia.us/iqrs/> for up-to-date information.

\*Centers, Preschools and Before/After school programs do not qualify for ChildNet Certification.

**For a family earning the median income of \$57,254 with an infant in child care they would pay:**

- 11% of their income before taxes, if their child was in a registered home
- 13% of their income before taxes, if their child was in a licensed center

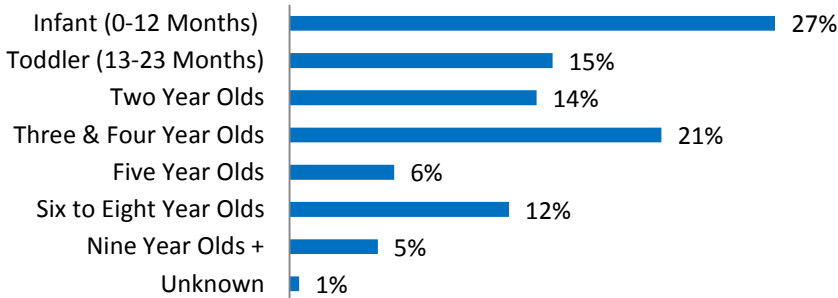
Data source: State Library of Iowa, [www.iowadatatcenter.org](http://www.iowadatatcenter.org).

**Out of 2030 child care programs, 1544 programs report they accept DHS Child Care Assistance funded children.**

Child Care Rates Per Week	Infant (0-12 Months)	Toddler (13-23 Months)	Two Year Olds	Three Year Olds	Four & Five Year Olds	Before & After School	Full Time School-Age
DHS Registered Child Development Homes	\$119.30	\$117.64	\$115.58	\$114.82	\$111.93	\$49.98	\$110.74
DHS Licensed Centers	\$145.98	\$144.68	\$133.81	\$128.36	\$127.67	\$45.84	\$123.49

\* Providers may charge by the month, week, day or hour.

### Percent of Requests for Child Care by Age



### Range of Preschool Tuition Rates per month - by age

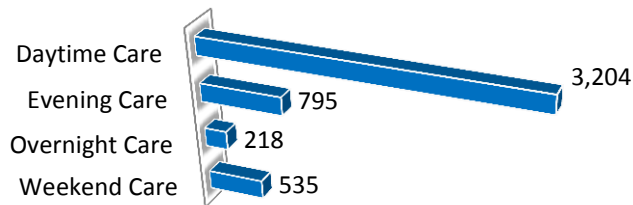
	Lowest	Highest
Three Yr Olds	\$35.00	\$250.00
Four Yr Olds +	\$50.00	\$277.00

\*Preschool classes range from 1-5 days a week.

\*Free preschool programs are not included in the rate ranges above.

**CCR&R referred 2105 families with 3368 children to child care providers.**

### Requests for Child Care by Type



\*Families may request more than one type of care for their child(ren).

Requests for Child Care data is from July 1, 2010 - June 30, 2011.

Data provided by Child Care Resource & Referral using NACCRRAware as of July 1, 2011 unless otherwise noted.