

# Polk County - July 2011

Total County Population	434,061
Children ages 0 through 5	41,447
Children ages 6 through 9	24,836
Children ages 10 through 12	16,975

Data source: Woods & Poole Population Estimates as of Dec 31, 2010.

Families with all parents working & children under age 6	71%
Median Family Income	\$ 70,059
Average Weekly Income	\$ 1,347

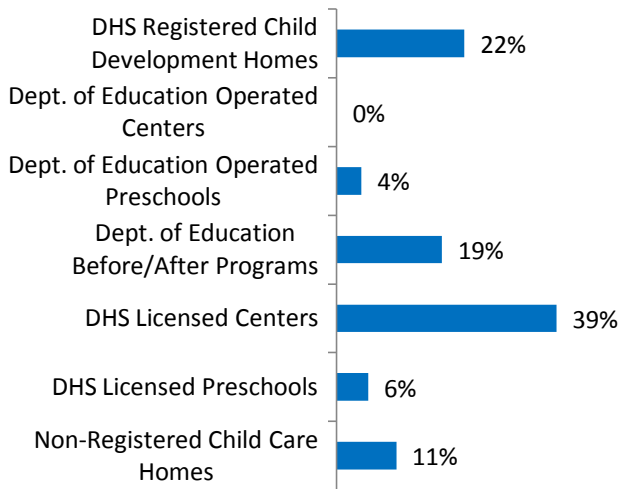
Data source: State Library of Iowa, www.iowadatecenter.org



www.iowaccrr.org

1-877-216-8481

## Percent of Program Spaces



CCR&R may not have all DOE programs listed since they are not regulated by DHS.

## 34,947 Total Spaces LISTED with CCR&R

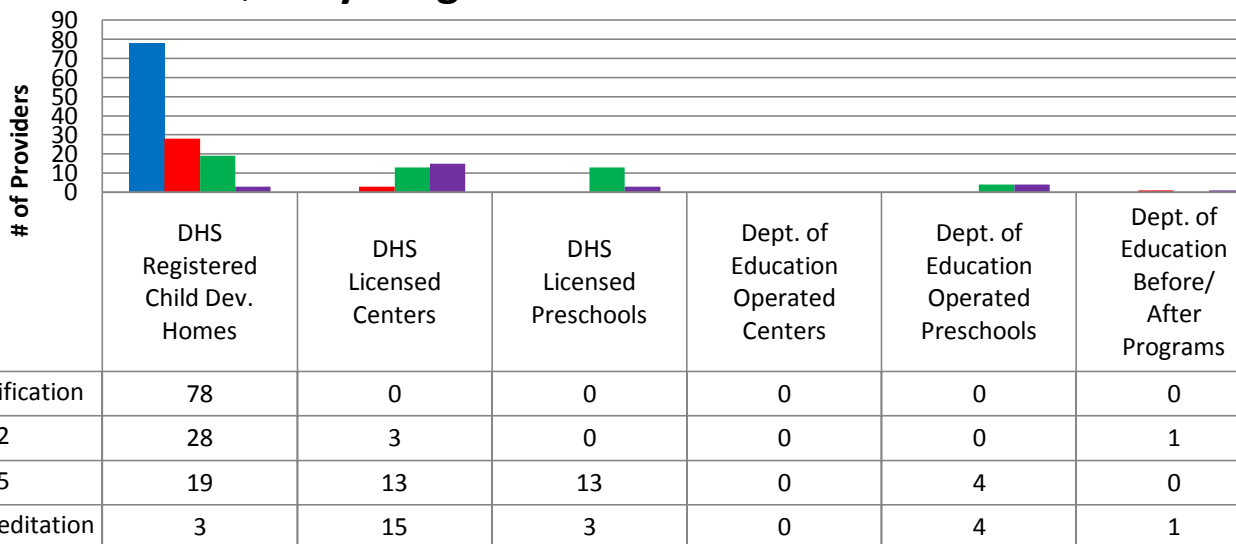
- 7,844 DHS Registered Child Development Homes
- 18 Dept. of Education Operated Centers
- 1,521 Dept. of Education Operated Preschools
- 6,478 Dept. of Education Before/After Programs
- 13,475 DHS Licensed Centers
- 1,941 DHS Licensed Preschools
- 3,670 Non-Registered Child Care Homes

## 1,827 Total Programs LISTED with CCR&R

- 810 DHS Registered Child Development Homes
- 1 Dept. of Education Operated Centers
- 56 Dept. of Education Operated Preschools
- 53 Dept. of Education Before/After Programs
- 127 DHS Licensed Centers
- 46 DHS Licensed Preschools
- 734 Non-Registered Child Care Homes

\*School District Dept of Education programs are not licensed by DHS but meet Standards for Child Care adopted by the State Board of Education.

## Quality Programs for Providers



\* Programs may choose to participate in more than one quality measure. The number of QRS Providers changes monthly.

Go to <http://www.dhs.state.ia.us/iqrs/> for up-to-date information.

\*Centers, Preschools and Before/After school programs do not qualify for ChildNet Certification.

**For a family earning the median income of \$70,059 with an infant in child care they would pay:**

- 10% of their income before taxes, if their child was in a registered home
- 15% of their income before taxes, if their child was in a licensed center

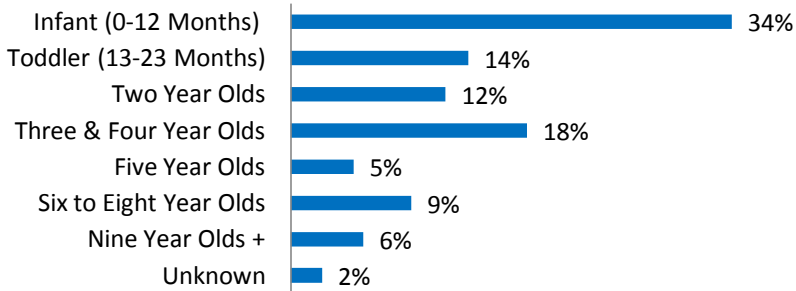
Data source: State Library of Iowa, [www.iowadatatcenter.org](http://www.iowadatatcenter.org).

**Out of 1827 child care programs, 1231 programs report they accept DHS Child Care Assistance funded children.**

Child Care Rates Per Week	Infant (0-12 Months)	Toddler (13-23 Months)	Two Year Olds	Three Year Olds	Four & Five Year Olds	Before & After School	Full Time School-Age
DHS Registered Child Development Homes	\$135.94	\$134.50	\$131.33	\$128.50	\$126.83	\$60.88	\$110.81
DHS Licensed Centers	\$199.67	\$198.37	\$174.52	\$163.30	\$158.14	\$78.88	\$134.37

\* Providers may charge by the month, week, day or hour.

### Percent of Requests for Child Care by Age



### Range of Preschool Tuition Rates per month - by age

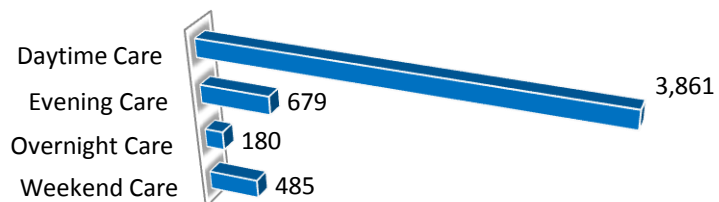
	Lowest	Highest
Three Yr Olds	\$55.00	\$600.00
Four Yr Olds +	\$81.00	\$600.00

\*Preschool classes range from 1-5 days a week.

\*Free preschool programs are not included in the rate ranges above.

**CCR&R referred 2357 families with 4129 children to child care providers.**

### Requests for Child Care by Type



\*Families may request more than one type of care for their child(ren).  
Requests for Child Care data is from July 1, 2010 - June 30, 2011.

Data provided by Child Care Resource & Referral using NACCRRAware as of July 1, 2011 unless otherwise noted.