

Page County - July 2011

Total County Population	15,209
Children ages 0 through 5	1,022
Children ages 6 through 9	659
Children ages 10 through 12	524

Data source: Woods & Poole Population Estimates as of Dec 31, 2010.

Families with all parents working & children under age 6	71%
Median Family Income	\$ 52,833
Average weekly income (Annual/52)	\$ 1,016

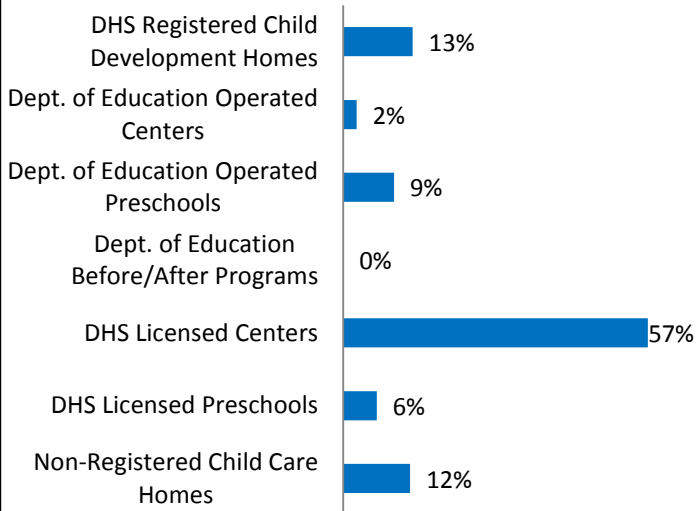
Data source: State Library of Iowa, www.iowadatecenter.org.



swiowachildcare.org

1-800-945-9778

Percent of Program Spaces



CCR&R may not have all DOE programs listed since they are not regulated by DHS.

806 Total # spaces LISTED with CCR&R

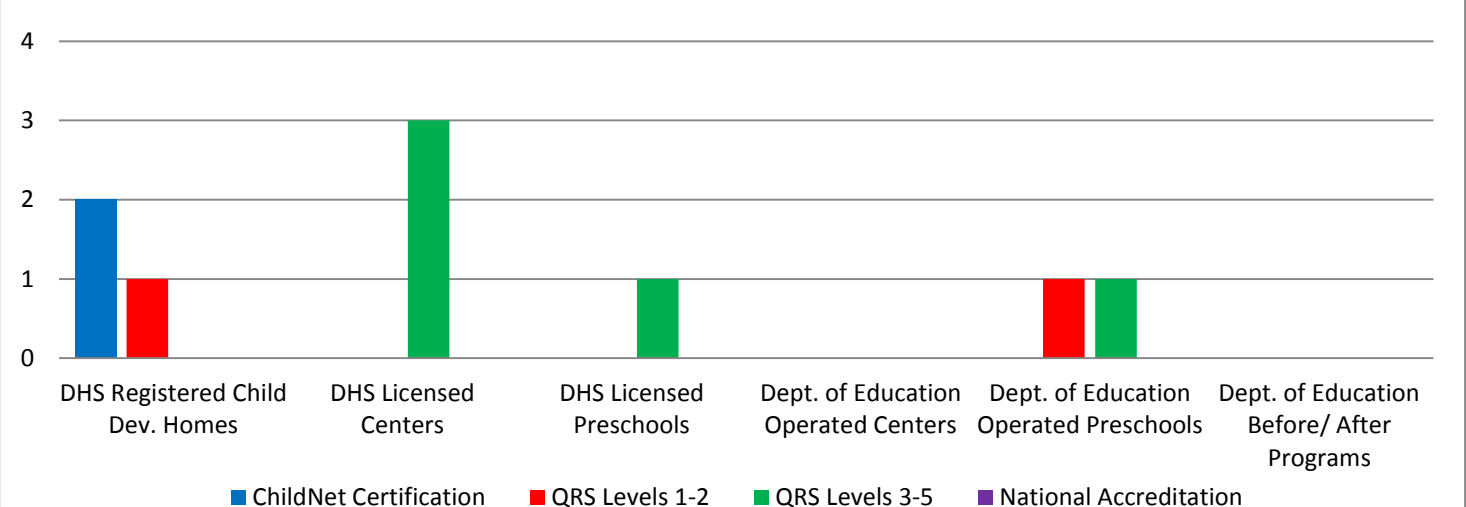
- 104 DHS Registered Child Development Homes
- 20 Dept. of Education Operated Centers
- 76 Dept. of Education Operated Preschools
- 0 Dept. of Education Before/After Programs
- 456 DHS Licensed Centers
- 50 DHS Licensed Preschools
- 100 Non-Registered Child Care Homes

40 Total Child Care Programs LISTED with CCR&R

- 9 DHS Registered Child Development Homes
- 1 Dept. of Education Operated Centers
- 3 Dept. of Education Operated Preschools
- 0 Dept. of Education Before/After Programs
- 6 DHS Licensed Centers
- 1 DHS Licensed Preschools
- 20 Non-Registered Child Care Homes

*School District Dept of Education programs are not licensed by DHS but meet Standards for Child Care adopted by the State Board of Education.

Quality Programs for Providers



* Programs may choose to participate in more than one quality measure. The number of QRS Providers changes monthly.

Go to <http://www.dhs.state.ia.us/iqrs/> for up-to-date information.

**Centers, Preschools and Before/After school programs do not qualify for ChildNet Certification.

For a family earning the median income of \$52,833 with an infant in child care they would pay:

- 12% of their income before taxes, if their child was in a center
- 11% of their income before taxes, if their child was in a child care home

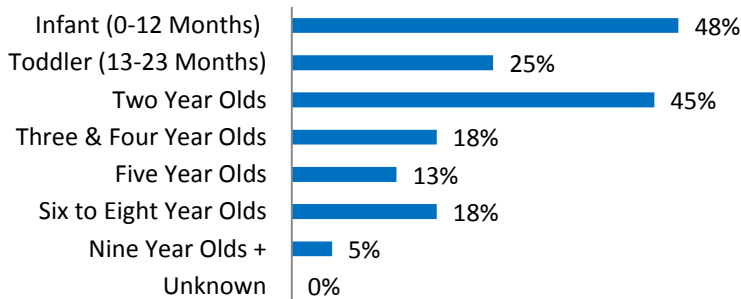
Data source: State Library of Iowa, www.iowadatacenter.org.

Out of 40 child care programs, 28 programs report they accept DHS Child Care Assistance funded children.

Child Care Rates Per week	Infant (0-12 Months)	Toddler (13-23 months)	Two Year Olds	Three Year Olds	Four & Five Year Olds	Before & After School	Full Time School-age
DHS Registered Child Development Homes	\$110.02	\$110.02	\$105.39	\$105.39	\$105.39	\$42.43	110,31
DHS Licensed Centers	\$123.75	\$121.25	\$116.25	\$115.00	\$113.33	\$16.75	\$106.67

* Note provider may charge by the month, week, day or hour.

Percent of Requests for Child Care by Age



Range of Preschool Tuition Rates per month by Age


	Lowest	Highest
Three Yr Olds	\$65.00	\$100.00
Four Yr Olds +	\$70.00	\$125.00

*Preschool classes range from 1-5 days a week.

*Free preschool programs are not included in the rate ranges above.

CCR&R referred 40 families with 70 children to child care providers.

Requests for Child Care by Type



*Families may request more than one type of care for their child(ren).

Requests for Child Care data is from July 1 - June 30, 2011