

# Marshall County - July 2011

Total County Population	39,306
Children ages 0 through 5	3,693
Children ages 6 through 9	2,216
Children ages 10 through 12	1,515

Data source: Woods & Poole Population Estimates as of Dec 31, 2010.

Families with all parents working & children under age 6	59%
--	-----

Median Family Income	\$ 54,945
----------------------	-----------

Average Weekly Income	\$ 1,057
-----------------------	----------

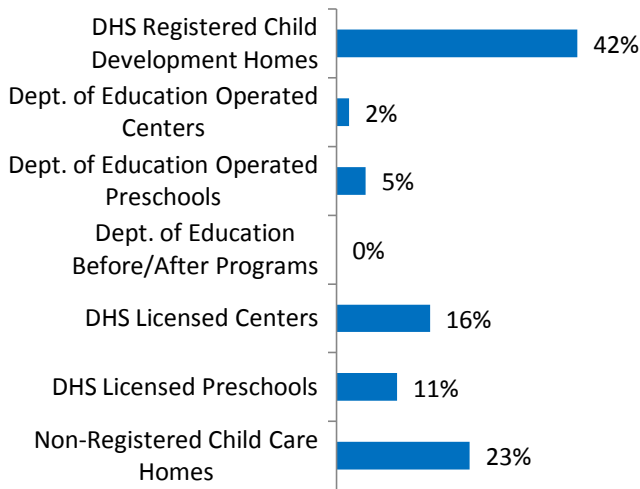
Data source: State Library of Iowa, www.iowadatatcenter.org



www.iowaccrr.org

1-877-216-8481

## Percent of Program Spaces



CCR&R may not have all DOE programs listed since they are not regulated by DHS.

## 2,054 Total Spaces LISTED with CCR&R

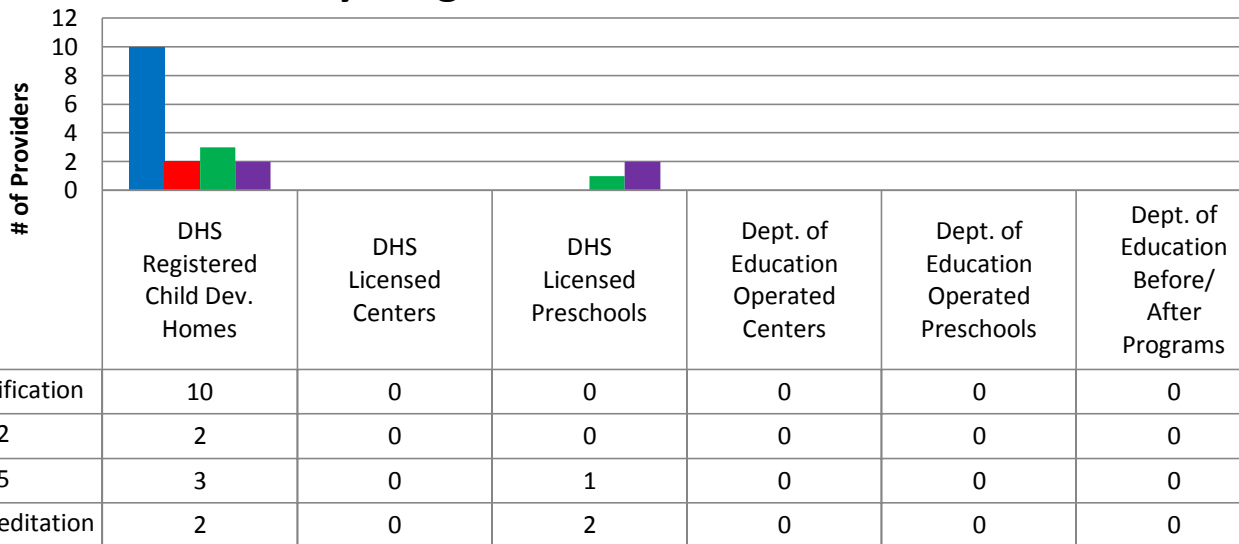
- 868 DHS Registered Child Development Homes
- 45 Dept. of Education Operated Centers
- 105 Dept. of Education Operated Preschools
- 0 Dept. of Education Before/After Programs
- 337 DHS Licensed Centers
- 219 DHS Licensed Preschools
- 480 Non-Registered Child Care Homes

## 194 Total Programs LISTED with CCR&R

- 80 DHS Registered Child Development Homes
- 1 Dept. of Education Operated Centers
- 3 Dept. of Education Operated Preschools
- 0 Dept. of Education Before/After Programs
- 5 DHS Licensed Centers
- 9 DHS Licensed Preschools
- 96 Non-Registered Child Care Homes

\*School District Dept of Education programs are not licensed by DHS but meet Standards for Child Care adopted by the State Board of Education.

## Quality Programs for Providers



\* Programs may choose to participate in more than one quality measure. The number of QRS Providers changes monthly.

Go to <http://www.dhs.state.ia.us/iqrs/> for up-to-date information.

\*Centers, Preschools and Before/After school programs do not qualify for ChildNet Certification.

**For a family earning the median income of \$54,945 with an infant in child care they would pay:**

- 11% of their income before taxes, if their child was in a registered home
- 16% of their income before taxes, if their child was in a licensed center

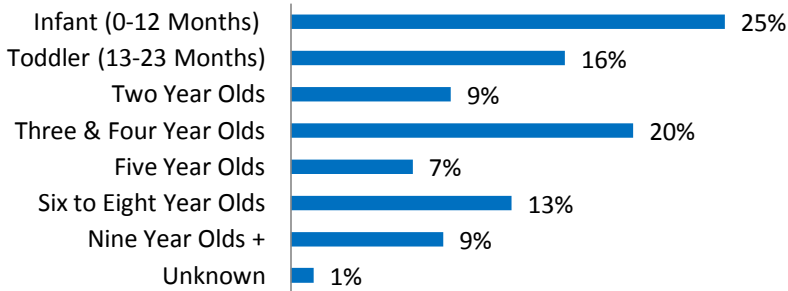
Data source: State Library of Iowa, [www.iowadatatcenter.org](http://www.iowadatatcenter.org).

**Out of 194 child care programs, 114 programs report they accept DHS Child Care Assistance funded children.**

Child Care Rates Per Week	Infant (0-12 Months)	Toddler (13-23 Months)	Two Year Olds	Three Year Olds	Four & Five Year Olds	Before & After School	Full Time School-Age
DHS Registered Child Development Homes	\$116.77	\$117.00	\$114.32	\$114.32	\$106.29	\$44.25	\$112.93
DHS Licensed Centers	\$175.00	\$175.00	\$155.00	\$138.35	\$135.00	\$38.35	\$125.00

\* Providers may charge by the month, week, day or hour.

### Percent of Requests for Child Care by Age



### Range of Preschool Tuition Rates per month - by age

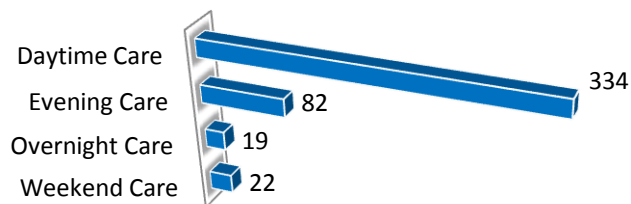
	Lowest	Highest
Three Yr Olds	\$65.00	\$85.00
Four Yr Olds +	\$85.00	\$145.00

\*Preschool classes range from 1-5 days a week.

\*Free preschool programs are not included in the rate ranges above.

**CCR&R referred 233 families with 454 children to child care providers.**

### Requests for Child Care by Type



\*Families may request more than one type of care for their child(ren).  
Requests for Child Care data is from July 1, 2010 - June 30, 2011.

Data provided by Child Care Resource & Referral using NACCRRAware as of July 1, 2011 unless otherwise noted.