

# Mahaska County - July 2011

Total County Population	22,014
Children ages 0 through 5	1,749
Children ages 6 through 9	1,136
Children ages 10 through 12	848

Data source: Woods & Poole Population Estimates as of Dec 31, 2010

Families with all parents working & children under age 6	71%
Median Family Income	\$56,319
Average Weekly Income	\$1,083

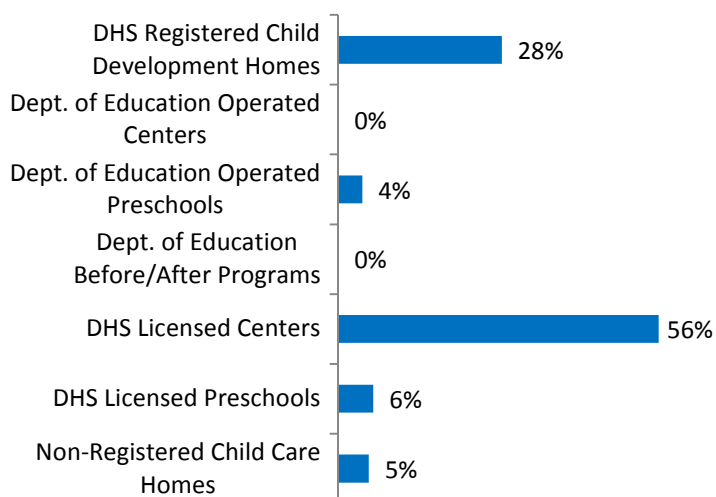
Data source: State Library of Iowa, www.iowadatatcenter.org



www.iowaccrr.org

1-877-216-8481

## Percent of Program Spaces



CCR&R may not have all DOE programs listed since they are not regulated by DHS.

## 1,306 Total Spaces LISTED with CCR&R

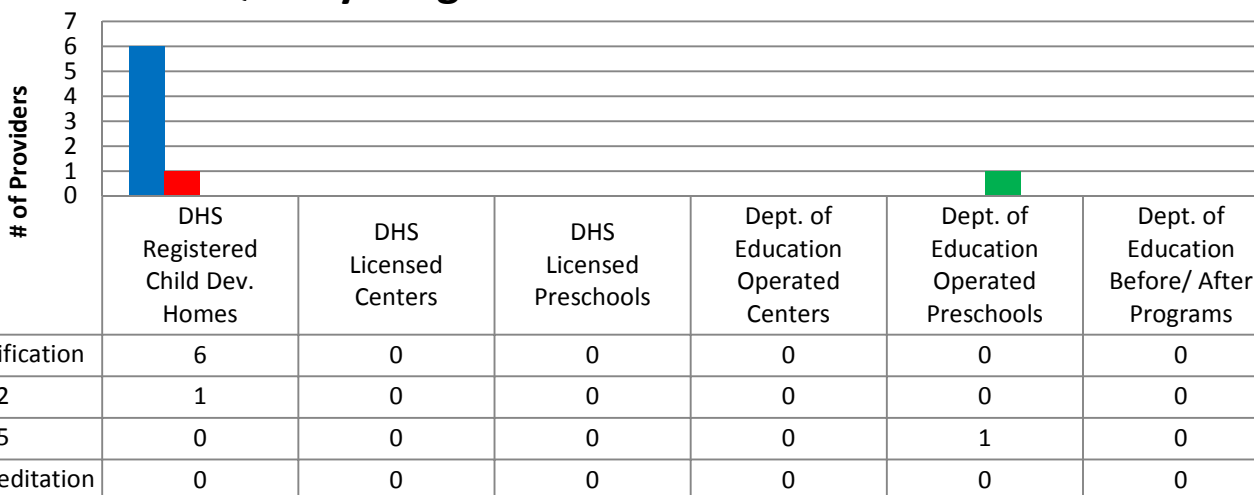
- 372 DHS Registered Child Development Homes
  - 0 Dept. of Education Operated Centers
  - 55 Dept. of Education Operated Preschools
  - 0 Dept. of Education Before/After Programs
- 729 DHS Licensed Centers
  - 80 DHS Licensed Preschools
  - 70 Non-Registered Child Care Homes

## 60 Total Programs LISTED with CCR&R

- 32 DHS Registered Child Development Homes
  - 0 Dept. of Education Operated Centers
  - 3 Dept. of Education Operated Preschools
  - 0 Dept. of Education Before/After Programs
- 8 DHS Licensed Centers
  - 3 DHS Licensed Preschools
- 14 Non-Registered Child Care Homes

\*School District Dept of Education programs are not licensed by DHS but meet Standards for Child Care adopted by the State Board of Education.

## Quality Programs for Providers



\* Programs may choose to participate in more than one quality measure. The number of QRS Providers changes monthly.

Go to <http://www.dhs.state.ia.us/iqrs/> for up-to-date information.

\*Centers, Preschools and Before/After school programs do not qualify for ChildNet Certification.

**For a family earning the median income of \$56,319 with an infant in child care they would pay:**

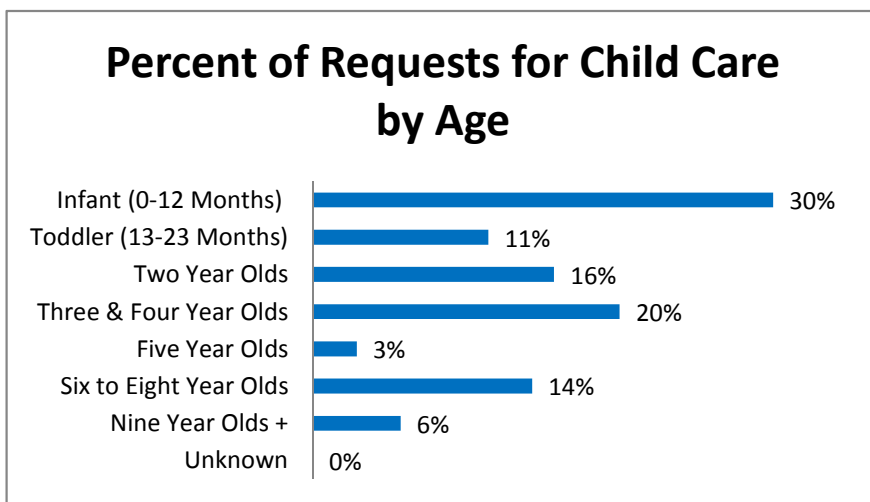
- 10% of their income before taxes, if their child was in a registered home
- 14% of their income before taxes, if their child was in a licensed center

Data source: State Library of Iowa, www.iowadatabase.org.

**Out of 60 child care programs, 48 programs report they accept DHS Child Care Assistance funded children.**

Child Care Rates Per Week	Infant (0-12 Months)	Toddler (13-23 Months)	Two Year Olds	Three Year Olds	Four & Five Year Olds	Before & After School	Full Time School-Age
DHS Registered Child Development Homes	\$111.60	\$108.45	\$108.00	\$108.00	\$98.55	\$53.20	\$103.95
DHS Licensed Centers	\$150.83	\$147.08	\$147.08	\$132.00	\$132.00	\$54.00	\$125.00

\* Providers may charge by the month, week, day or hour.



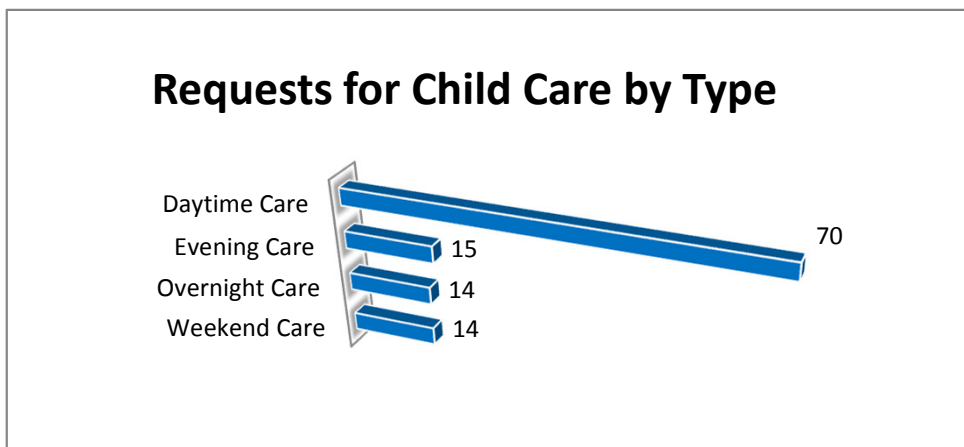
### Range of Preschool Tuition Rates per month - by age

	Lowest	Highest
Three Yr Olds	\$95.00	\$110.00
Four Yr Olds +	\$95.00	\$95.00

\*Preschool classes range from 1-5 days a week.

\*Free preschool programs are not included in the rate ranges above.

**CCR&R referred 42 families with 70 children to child care providers.**



\*Families may request more than one type of care for their child(ren).

Requests for Child Care data is from July 1, 2010 - June 30, 2011.

Data provided by Child Care Resource & Referral using NACCRRAware as of July 1, 2011 unless otherwise noted.