

# Lucas County - July 2011

Total County Population	9,171
Children ages 0 through 5	677
Children ages 6 through 9	443
Children ages 10 through 12	381

Data source: Woods & Poole Population Estimates as of Dec 31, 2010.

Families with all parents working & children under age 6	68%
Median Family Income	\$ 57,234
Average weekly income (Annual/52)	\$ 1,101

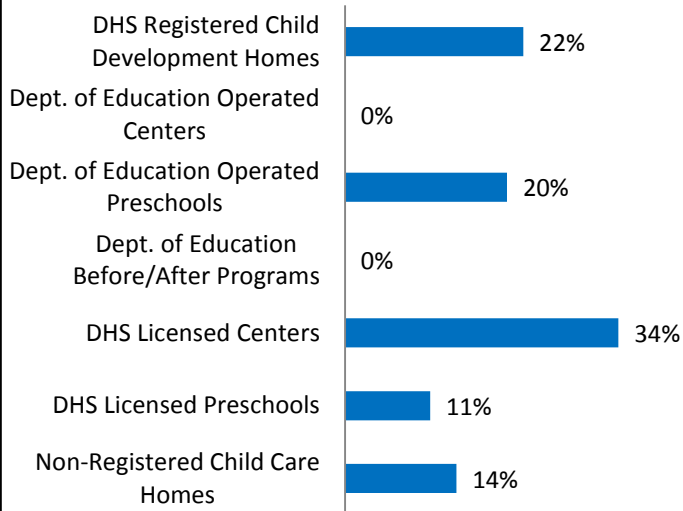
Data source: State Library of Iowa, www.iowadatecenter.org.



www.iowaccrr.org

1-877-216-8481

## Percent of Program Spaces



CCR&R may not have all DOE programs listed since they are not regulated by DHS.

## 400 Total # spaces LISTED with CCR&R

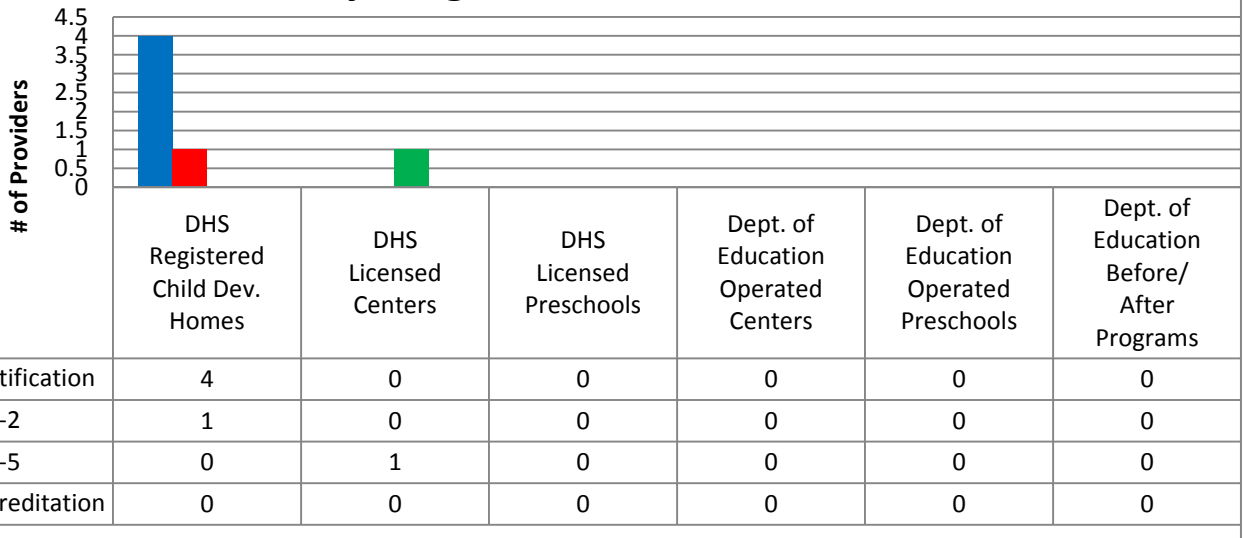
- 88 DHS Registered Child Development Homes
  - 0 Dept. of Education Operated Centers
  - 80 Dept. of Education Operated Preschools
  - 0 Dept. of Education Before/After Programs
- 135 DHS Licensed Centers
  - 42 DHS Licensed Preschools
  - 55 Non-Registered Child Care Homes

## 22 Total Child Care Programs LISTED with CCR&R

- 8 DHS Registered Child Development Homes
  - 0 Dept. of Education Operated Centers
  - 1 Dept. of Education Operated Preschools
  - 0 Dept. of Education Before/After Programs
- 1 DHS Licensed Centers
  - 1 DHS Licensed Preschools
- 11 Non-Registered Child Care Homes

\*School District Dept of Education programs are not licensed by DHS but meet Standards for Child Care adopted by the State Board of Education.

## Quality Programs for Providers



\* Programs may choose to participate in more than one quality measure. The number of QRS Providers changes monthly.

Go to <http://www.dhs.state.ia.us/iqrs/> for up-to-date information.

\*\*Centers, Preschools and Before/After school programs do not qualify for ChildNet Certification.

**For a family earning the median income of \$57,234 with an infant in child care they would pay:**

- 12% of their income before taxes, if their child was in a center
- 9% of their income before taxes, if their child was in a child care home

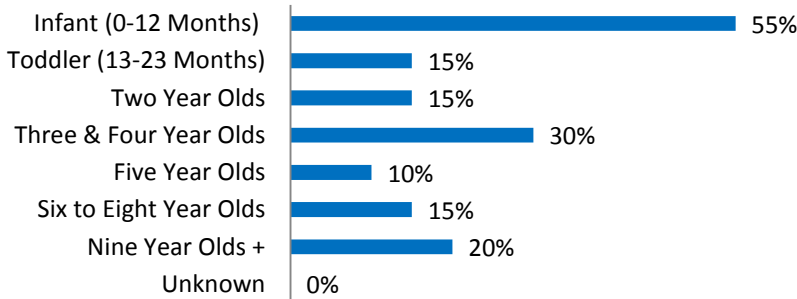
Data source: State Library of Iowa, [www.iowadatabase.org](http://www.iowadatabase.org).

**Out of 22 child care programs, 18 programs report they accept DHS Child Care Assistance funded children.**

Child Care Rates Per week	Infant (0-12 Months)	Toddler (13-23 months)	Two Year Olds	Three Year Olds	Four & Five Year Olds	Before & After School	Full Time School-age
DHS Registered Child Development Homes	\$102.92	\$101.04	\$101.04	\$101.04	\$102.75	\$66.25	\$106.31
DHS Licensed Centers	\$130.00	\$130.00	\$103.00	\$98.00	\$93.00	\$40.00	\$93.00

\* Note provider may charge by the month, week, day or hour.

### Percent of Requests for Child Care by Age



### Range of Preschool Tuition Rates per month by Age

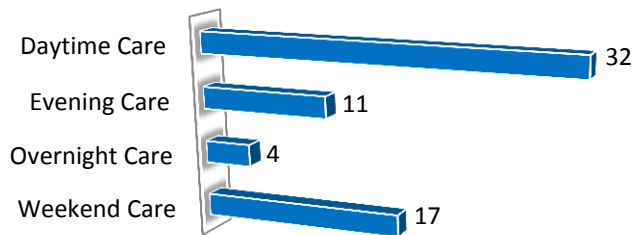
	Lowest	Highest
Three Yr Olds	\$62.00	\$62.00
Four Yr Olds +	Preschool available at no cost	

\*Preschool classes range from 1-5 days a week.

\*Free preschool programs are not included in the rate ranges above.

**CCR&R referred 20 families with 32 children to child care providers.**

### Requests for Child Care by Type



\*Families may request more than one type of care for their child(ren).

Requests for Child Care data is from July 1, 2010 - June 30, 2011

Data provided by Child Care Resource & Referral using NACCRRAware as of July 1, 2011 unless otherwise noted.