

Linn County - July 2011

Total County Population	211,217
Children ages 0 through 5	17,606
Children ages 6 through 9	11,342
Children ages 10 through 12	8,279

Data source: Woods & Poole Population Estimates as of Dec 31, 2010

Families with all parents working & children under age 6	72%
Median Family Income	\$67,699
Average Weekly Income	\$1,302

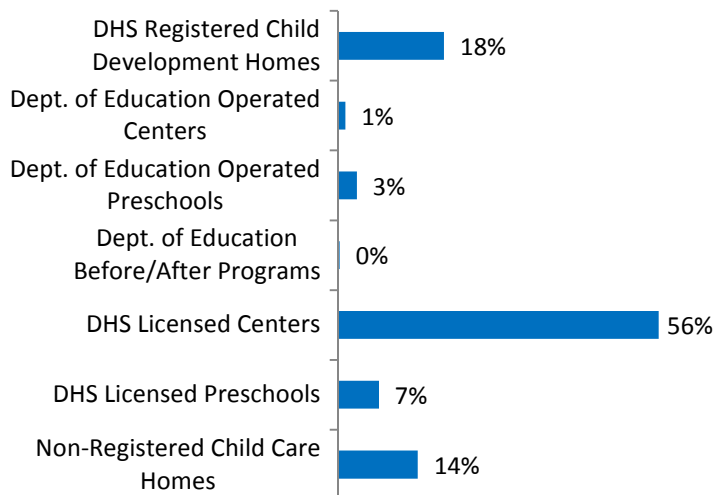
Data source: State Library of Iowa, www.iowadatatcenter.org



www.iowaccrr.org

1-877-216-8481

Percent of Program Spaces



CCR&R may not have all DOE programs listed since they are not regulated by DHS.

15,683 Total Spaces LISTED with CCR&R

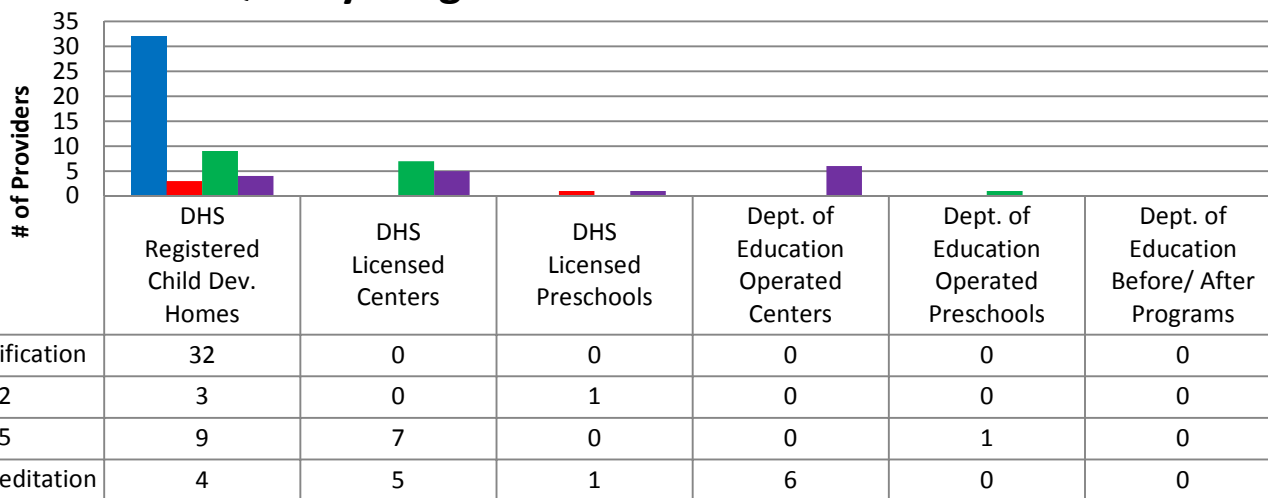
- 2,892 DHS Registered Child Development Homes
- 196 Dept. of Education Operated Centers
- 512 Dept. of Education Operated Preschools
- 45 Dept. of Education Before/After Programs
- 8,750 DHS Licensed Centers
- 1,113 DHS Licensed Preschools
- 2,175 Non-Registered Child Care Homes

851 Total Programs LISTED with CCR&R

- 270 DHS Registered Child Development Homes
- 2 Dept. of Education Operated Centers
- 12 Dept. of Education Operated Preschools
- 1 Dept. of Education Before/After Programs
- 107 DHS Licensed Centers
- 24 DHS Licensed Preschools
- 435 Non-Registered Child Care Homes

*School District Dept of Education programs are not licensed by DHS but meet Standards for Child Care adopted by the State Board of Education.

Quality Programs for Providers



* Programs may choose to participate in more than one quality measure. The number of QRS Providers changes monthly.

Go to <http://www.dhs.state.ia.us/iqrs/> for up-to-date information.

*Centers, Preschools and Before/After school programs do not qualify for ChildNet Certification.

For a family earning the median income of \$67,699 with an infant in child care they would pay:

- 10% of their income before taxes, if their child was in a registered home
- 14% of their income before taxes, if their child was in a licensed center

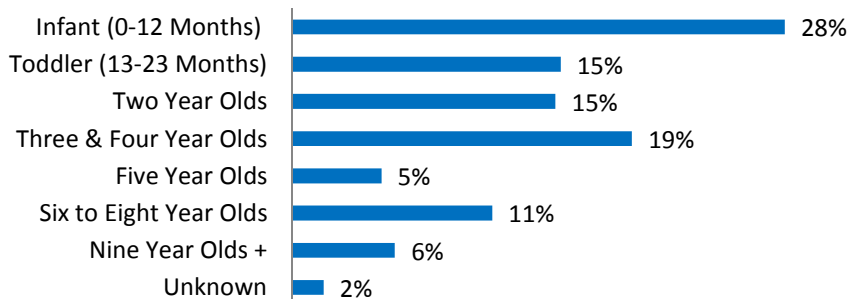
Data source: State Library of Iowa, www.iowadatacenter.org.

Out of 851 child care programs, 629 programs report they accept DHS Child Care Assistance funded children.

Child Care Rates Per Week	Infant (0-12 Months)	Toddler (13-23 Months)	Two Year Olds	Three Year Olds	Four & Five Year Olds	Before & After School	Full Time School-Age
DHS Registered Child Development Homes	\$130.51	\$128.35	\$124.12	\$122.99	\$119.97	\$62.30	\$118.14
DHS Licensed Centers	\$181.84	\$180.66	\$158.12	\$148.54	\$137.89	\$67.63	\$137.93

* Providers may charge by the month, week, day or hour.

Percent of Requests for Child Care by Age



Range of Preschool Tuition Rates per month - by age

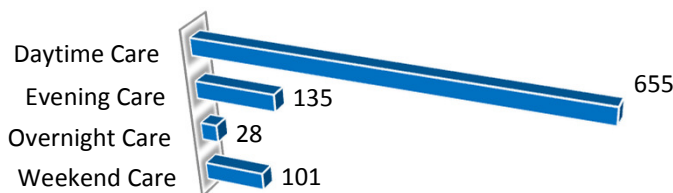
	Lowest	Highest
Three Yr Olds	\$65.00	\$168.00
Four Yr Olds +	\$90.00	\$240.00

*Preschool classes range from 1-5 days a week.

*Free preschool programs are not included in the rate ranges above.

CCR&R referred 453 families with 679 children to child care providers.

Requests for Child Care by Type



*Families may request more than one type of care for their child(ren).

Requests for Child Care data is from July 1, 2010 - June 30, 2011.

Data provided by Child Care Resource & Referral using NACCRRAware as of July 1, 2011 unless otherwise noted.