

Jones County - July 2011

Total County Population	20,394
Children ages 0 through 5	1,436
Children ages 6 through 9	895
Children ages 10 through 12	691

Data source: Woods & Poole Population Estimates as of Dec 31, 2010

Families with all parents working & children under age 6	78%
Median Family Income	\$59,351
Average Weekly Income	\$1,141

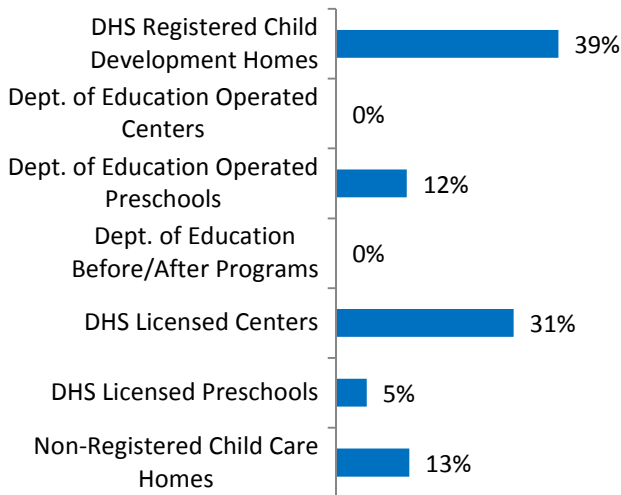
Data source: State Library of Iowa, www.iowadatatcenter.org



www.iowaccrr.org

1-877-216-8481

Percent of Program Spaces



CCR&R may not have all DOE programs listed since they are not regulated by DHS.

941 Total Spaces LISTED with CCR&R

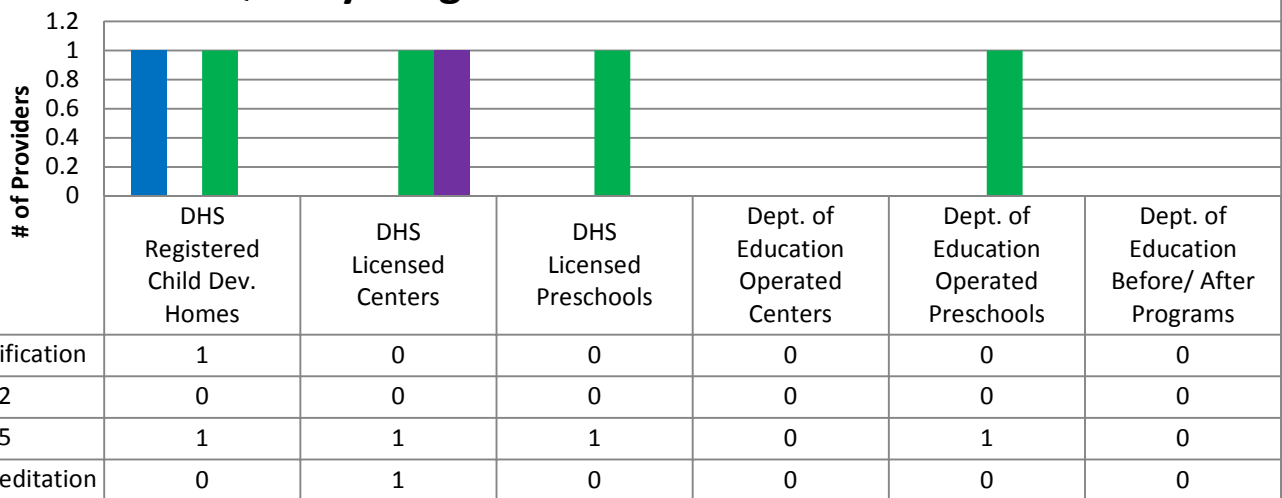
- 364 DHS Registered Child Development Homes
 - 0 Dept. of Education Operated Centers
- 116 Dept. of Education Operated Preschools
 - 0 Dept. of Education Before/After Programs
- 291 DHS Licensed Centers
 - 50 DHS Licensed Preschools
- 120 Non-Registered Child Care Homes

67 Total Programs LISTED with CCR&R

- 32 DHS Registered Child Development Homes
 - 0 Dept. of Education Operated Centers
- 3 Dept. of Education Operated Preschools
 - 0 Dept. of Education Before/After Programs
- 7 DHS Licensed Centers
 - 1 DHS Licensed Preschools
- 24 Non-Registered Child Care Homes

*School District Dept of Education programs are not licensed by DHS but meet Standards for Child Care adopted by the State Board of Education.

Quality Programs for Providers



* Programs may choose to participate in more than one quality measure. The number of QRS Providers changes monthly.

Go to <http://www.dhs.state.ia.us/iqrs/> for up-to-date information.

*Centers, Preschools and Before/After school programs do not qualify for ChildNet Certification.

For a family earning the median income of \$59,351 with an infant in child care they would pay:

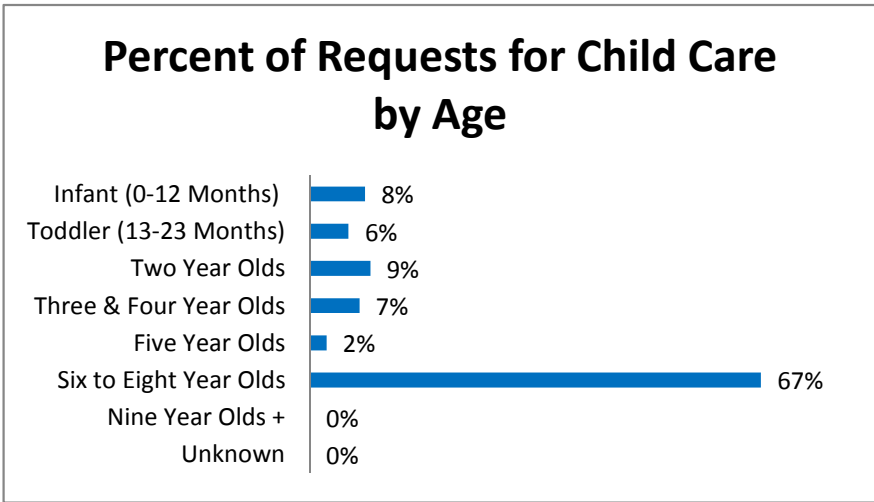
- 11% of their income before taxes, if their child was in a registered home
- 11% of their income before taxes, if their child was in a licensed center

Data source: State Library of Iowa, www.iowadatabase.org.

Out of 67 child care programs, 54 programs report they accept DHS Child Care Assistance funded children.

Child Care Rates Per Week	Infant (0-12 Months)	Toddler (13-23 Months)	Two Year Olds	Three Year Olds	Four & Five Year Olds	Before & After School	Full Time School-Age
DHS Registered Child Development Homes	\$127.33	\$125.33	\$122.00	\$121.33	\$119.67	\$52.73	\$117.50
DHS Licensed Centers	\$130.00	\$130.00	\$125.00	\$125.00	\$120.00	\$54.00	\$95.00

* Providers may charge by the month, week, day or hour.



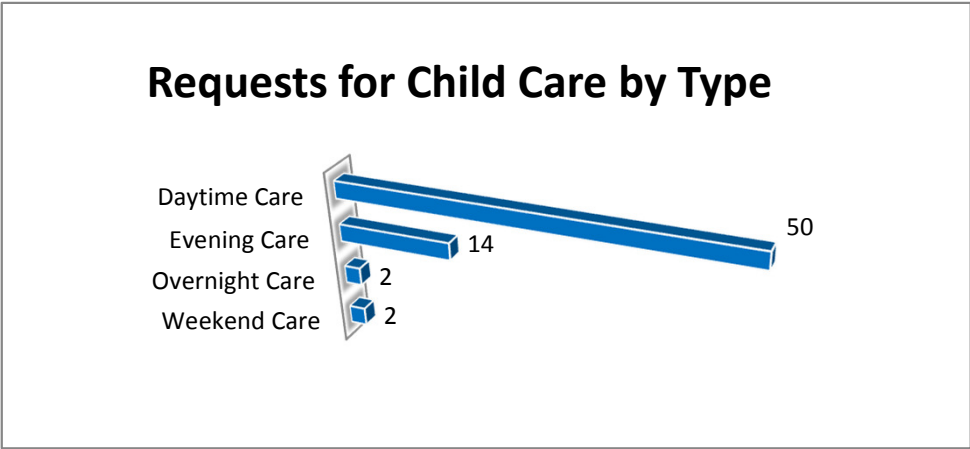
Range of Preschool Tuition Rates per month - by age

	Lowest	Highest
Three Yr Olds	\$90.00	\$90.00
Four Yr Olds +	NA	NA

*Preschool classes range from 1-5 days a week.

*Free preschool programs are not included in the rate ranges above.

CCR&R referred 28 families with 122 children to child care providers.



*Families may request more than one type of care for their child(ren).

Requests for Child Care data is from July 1, 2010 - June 30, 2011.

Data provided by Child Care Resource & Referral using NACCRRAware as of July 1, 2011 unless otherwise noted.