

# Johnson County - July 2011

Total County Population	133,375
Children ages 0 through 5	9,805
Children ages 6 through 9	5,764
Children ages 10 through 12	3,821

Data source: Woods & Poole Population Estimates as of Dec 31, 2010

Families with all parents working & children under age 6	67%
Median Family Income	\$75,413
Average Weekly Income	\$1,450

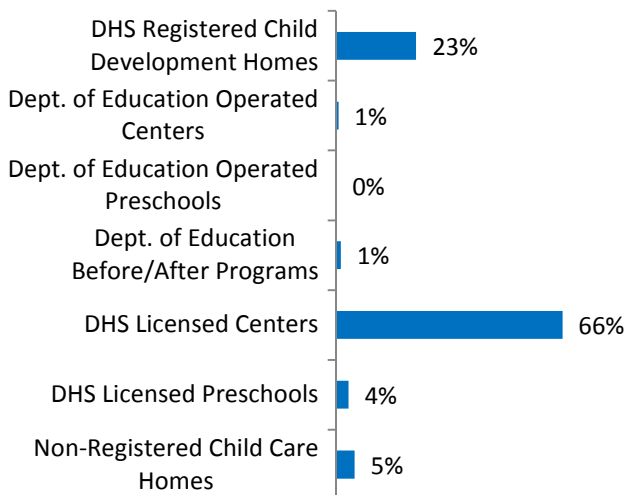
Data source: State Library of Iowa, www.iowadatatcenter.org



www.iowaccrr.org

1-877-216-8481

## Percent of Program Spaces



CCR&R may not have all DOE programs listed since they are not regulated by DHS.

## 7,153 Total Spaces LISTED with CCR&R


- 1,660 DHS Registered Child Development Homes
  - 50 Dept. of Education Operated Centers
  - 0 Dept. of Education Operated Preschools
  - 100 Dept. of Education Before/After Programs
- 4,698 DHS Licensed Centers
  - 260 DHS Licensed Preschools
  - 385 Non-Registered Child Care Homes

## 328 Total Programs LISTED with CCR&R

- 164 DHS Registered Child Development Homes
  - 1 Dept. of Education Operated Centers
  - 0 Dept. of Education Operated Preschools
  - 2 Dept. of Education Before/After Programs
- 75 DHS Licensed Centers
  - 9 DHS Licensed Preschools
  - 77 Non-Registered Child Care Homes

\*School District Dept of Education programs are not licensed by DHS but meet Standards for Child Care adopted by the State Board of Education.

## Quality Programs for Providers



	DHS Registered Child Dev. Homes	DHS Licensed Centers	DHS Licensed Preschools	Dept. of Education Operated Centers	Dept. of Education Operated Preschools	Dept. of Education Before/ After Programs
ChildNet Certification	25	0	0	0	0	0
QRS Levels 1-2	6	5	0	0	0	0
QRS Levels 3-5	6	7	1	0	0	0
National Accreditation	2	10	1	0	0	0

\* Programs may choose to participate in more than one quality measure. The number of QRS Providers changes monthly.

Go to <http://www.dhs.state.ia.us/iqrs/> for up-to-date information.

\*Centers, Preschools and Before/After school programs do not qualify for ChildNet Certification.

**For a family earning the median income of \$75,413 with an infant in child care they would pay:**

- 10% of their income before taxes, if their child was in a registered home
- 14% of their income before taxes, if their child was in a licensed center

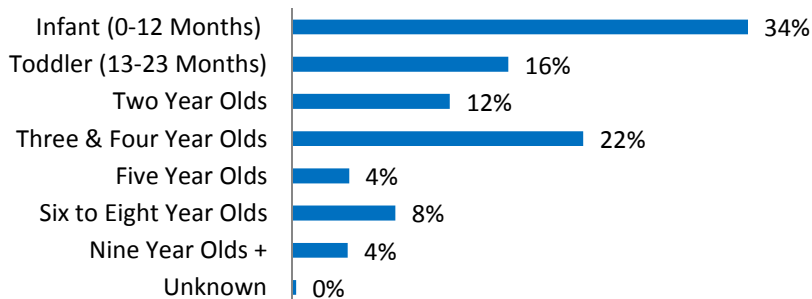
Data source: State Library of Iowa, www.iowadatacenter.org.

**Out of 328 child care programs, 199 programs report they accept DHS Child Care Assistance funded children.**

Child Care Rates Per Week	Infant (0-12 Months)	Toddler (13-23 Months)	Two Year Olds	Three Year Olds	Four & Five Year Olds	Before & After School	Full Time School-Age
DHS Registered Child Development Homes	\$140.29	\$139.93	\$138.70	\$138.24	\$137.95	\$56.91	\$136.34
DHS Licensed Centers	\$197.82	\$194.11	\$175.33	\$161.36	\$155.71	\$63.33	\$145.77

\* Providers may charge by the month, week, day or hour.

### Percent of Requests for Child Care by Age



### Range of Preschool Tuition Rates per month - by age

	Lowest	Highest
Three Yr Olds	\$90.00	\$254.00
Four Yr Olds +	\$115.00	\$254.00

\*Preschool classes range from 1-5 days a week.

\*Free preschool programs are not included in the rate ranges above.

**CCR&R referred 681 families with 986 children to child care providers.**

### Requests for Child Care by Type



\*Families may request more than one type of care for their child(ren).

Requests for Child Care data is from July 1, 2010 - June 30, 2011.

Data provided by Child Care Resource & Referral using NACCRRAware as of July 1, 2011 unless otherwise noted.