

Harrison County - July 2011

Total County Population	15,376
Children ages 0 through 5	1,151
Children ages 6 through 9	742
Children ages 10 through 12	598

Data source: Woods & Poole Population Estimates as of Dec 31, 2010.

Families with all parents working & children under age 6	63%
Median Family Income	\$ 60,392
Average weekly income (Annual/52)	\$ 1,161

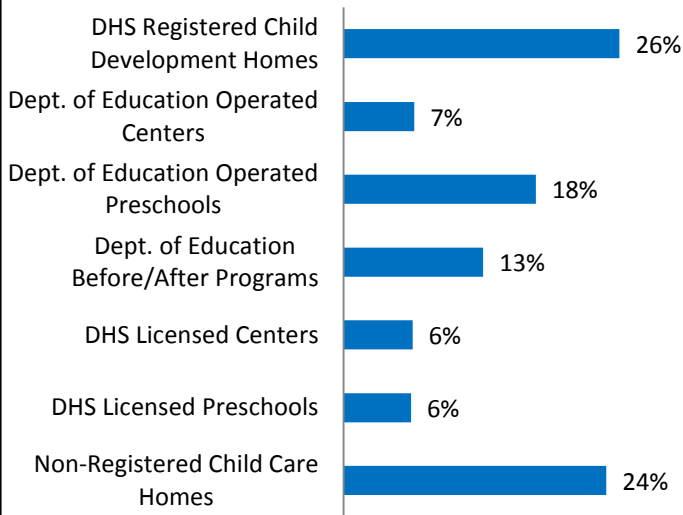
Data source: State Library of Iowa, www.iowadatacenter.org.



swiowachildcare.org

1-800-945-9778

Percent of Program Spaces



CCR&R may not have all DOE programs listed since they are not regulated by DHS.

656 Total # spaces LISTED with CCR&R

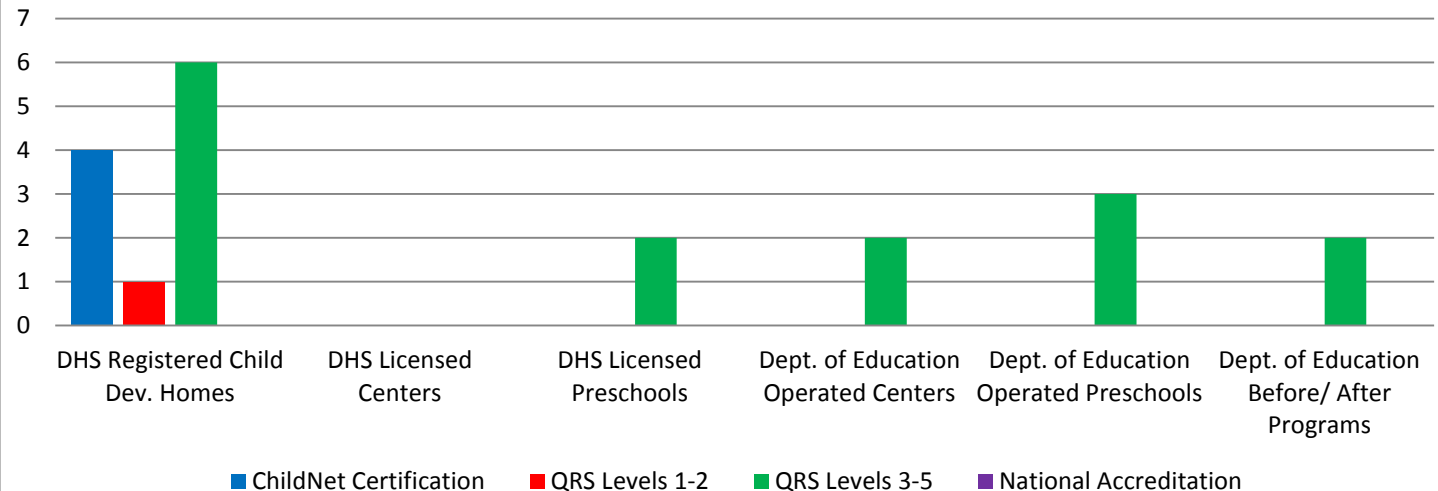
- 168 DHS Registered Child Development Homes
- 43 Dept. of Education Operated Centers
- 117 Dept. of Education Operated Preschools
- 85 Dept. of Education Before/After Programs
- 42 DHS Licensed Centers
- 41 DHS Licensed Preschools
- 160 Non-Registered Child Care Homes

59 Total Child Care Programs LISTED with CCR&R

- 15 DHS Registered Child Development Homes
- 2 Dept. of Education Operated Centers
- 4 Dept. of Education Operated Preschools
- 2 Dept. of Education Before/After Programs
- 2 DHS Licensed Centers
- 2 DHS Licensed Preschools
- 32 Non-Registered Child Care Homes

*School District Dept of Education programs are not licensed by DHS but meet Standards for Child Care adopted by the State Board of Education.

Quality Programs for Providers



* Programs may choose to participate in more than one quality measure. The number of QRS Providers changes monthly.

Go to <http://www.dhs.state.ia.us/iqrs/> for up-to-date information.

**Centers, Preschools and Before/After school programs do not qualify for ChildNet Certification.

For a family earning the median income of \$60,392 with an infant in child care they would pay:

- 10% of their income before taxes, if their child was in a child care home

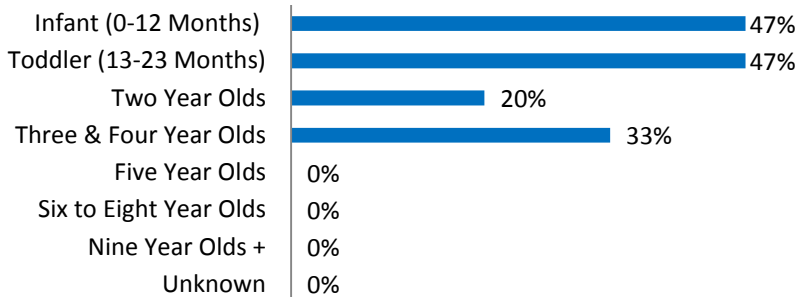
Data source: State Library of Iowa, www.iowadatacenter.org.

Out of 59 child care programs, 42 programs report they accept DHS Child Care Assistance funded children.

Child Care Rates Per week	Infant (0-12 Months)	Toddler (13-23 months)	Two Year Olds	Three Year Olds	Four & Five Year Olds	Before & After School	Full Time School-age	
DHS Registered Child Development Homes	\$120.38	\$114.23	\$112.12	\$112.12	\$109.79	\$73.65	\$106.75	
DHS Licensed Centers	There are no centers in Harrison county							

* Note provider may charge by the month, week, day or hour.

Percent of Requests for Child Care by Age



Range of Preschool Tuition Rates per month by Age

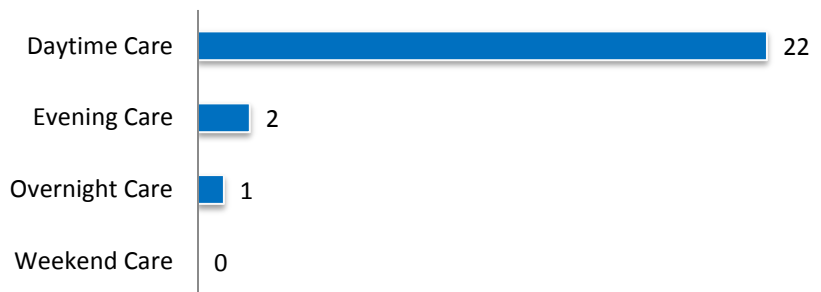
	Lowest	Highest
Three Yr Olds	N/A	N/A
Four Yr Olds +	N/A	N/A

*Preschool classes range from 1-5 days a week.

*Free preschool programs are not included in the rate ranges above.

CCR&R referred 15 families with 22 children to child care providers.

Requests for Child Care by Type



*Families may request more than one type of care for their child(ren).

Requests for Child Care data is from July 1 - June 30, 2011