

# Hancock County - July 2011

Total County Population	11,059
Children ages 0 through 5	826
Children ages 6 through 9	522
Children ages 10 through 12	439

Data source: Woods & Poole Population Estimates as of Dec 31, 2010

Families with all parents working & children under age 6	80%
Median Family Income	\$56,742
Average Weekly Income	\$1,091

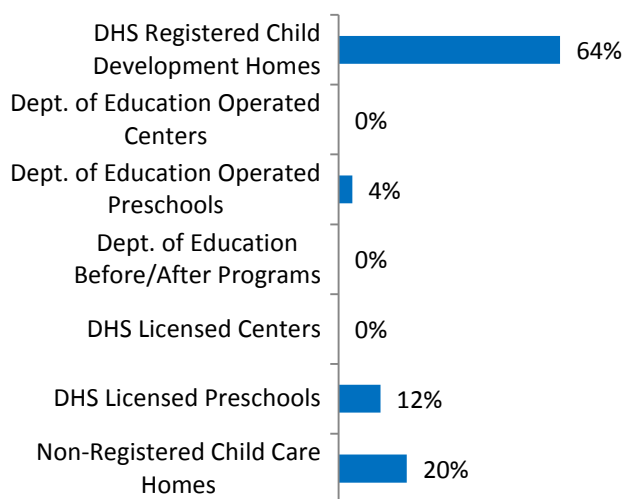
Data source: State Library of Iowa, www.iowadacenter.org



www.iowaccrr.org

1-877-216-8481

## Percent of Program Spaces



CCR&R may not have all DOE programs listed since they are not regulated by DHS.

## 380 Total Spaces LISTED with CCR&R

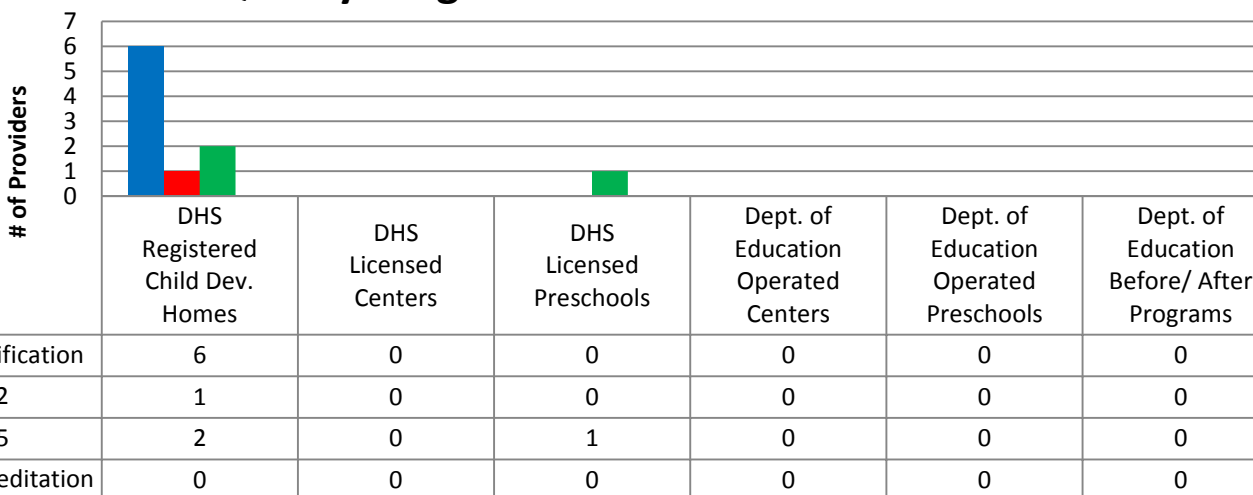
- 244 DHS Registered Child Development Homes
  - 0 Dept. of Education Operated Centers
  - 15 Dept. of Education Operated Preschools
  - 0 Dept. of Education Before/After Programs
  - 0 DHS Licensed Centers
- 46 DHS Licensed Preschools
- 75 Non-Registered Child Care Homes

## 42 Total Programs LISTED with CCR&R

- 22 DHS Registered Child Development Homes
  - 0 Dept. of Education Operated Centers
  - 3 Dept. of Education Operated Preschools
  - 0 Dept. of Education Before/After Programs
  - 0 DHS Licensed Centers
  - 2 DHS Licensed Preschools
- 15 Non-Registered Child Care Homes

\*School District Dept of Education programs are not licensed by DHS but meet Standards for Child Care adopted by the State Board of Education.

## Quality Programs for Providers



\* Programs may choose to participate in more than one quality measure. The number of QRS Providers changes monthly.

Go to <http://www.dhs.state.ia.us/iqrs/> for up-to-date information.

\*Centers, Preschools and Before/After school programs do not qualify for ChildNet Certification.

For a family earning the median income of \$56,742 with an infant in child care they would pay:

- 11% of their income before taxes, if their child was in a registered home

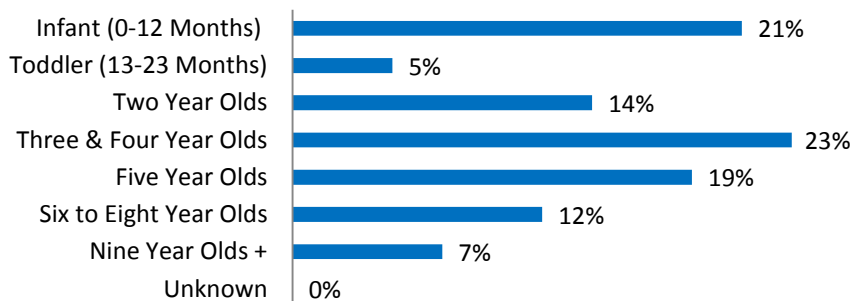
Data source: State Library of Iowa, [www.iowadatatcenter.org](http://www.iowadatatcenter.org).

**Out of 42 child care programs, 30 programs report they accept DHS Child Care Assistance funded children.**

Child Care Rates Per Week	Infant (0-12 Months)	Toddler (13-23 Months)	Two Year Olds	Three Year Olds	Four & Five Year Olds	Before & After School	Full Time School-Age
DHS Registered Child Development Homes	\$116.10	\$115.20	\$114.75	\$113.40	\$113.40	\$52.20	\$112.50
DHS Licensed Centers	NA	NA	NA	NA	NA	NA	NA

\* Providers may charge by the month, week, day or hour.

### Percent of Requests for Child Care by Age



### Range of Preschool Tuition Rates per month - by age

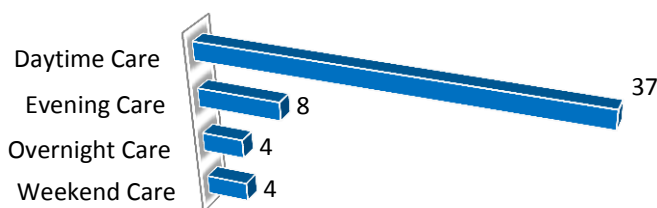
	Lowest	Highest
Three Yr Olds	\$50.00	\$50.00
Four Yr Olds +	N/A	N/A

\*Preschool classes range from 1-5 days a week.

\*Free preschool programs are not included in the rate ranges above.

**CCR&R referred 23 families with 43 children to child care providers.**

### Requests for Child Care by Type



\*Families may request more than one type of care for their child(ren).

Requests for Child Care data is from July 1, 2010 - June 30, 2011.

Data provided by Child Care Resource & Referral using NACCRRAware as of July 1, 2011 unless otherwise noted.