

Floyd County - July 2011

Total County Population	15,889
Children ages 0 through 5	1,264
Children ages 6 through 9	779
Children ages 10 through 12	623

Data source: Woods & Poole Population Estimates as of Dec 31, 2010

Families with all parents working & children under age 6	80%
Median Family Income	\$52,753
Average Weekly Income	\$1,014

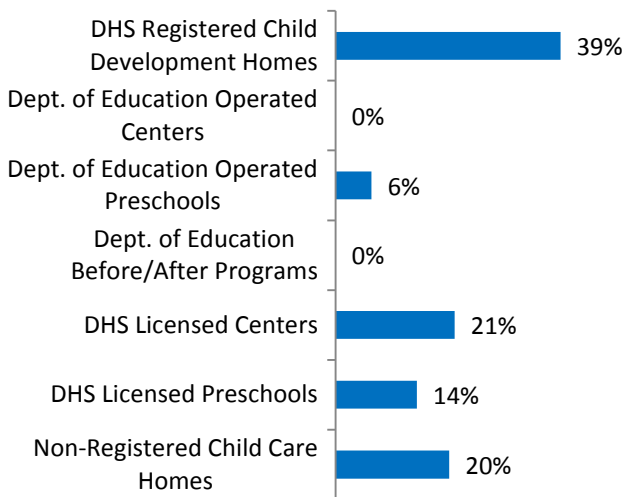
Data source: State Library of Iowa, www.iowadacenter.org



www.iowaccrr.org

1-877-216-8481

Percent of Program Spaces



CCR&R may not have all DOE programs listed since they are not regulated by DHS.

961 Total Spaces LISTED with CCR&R

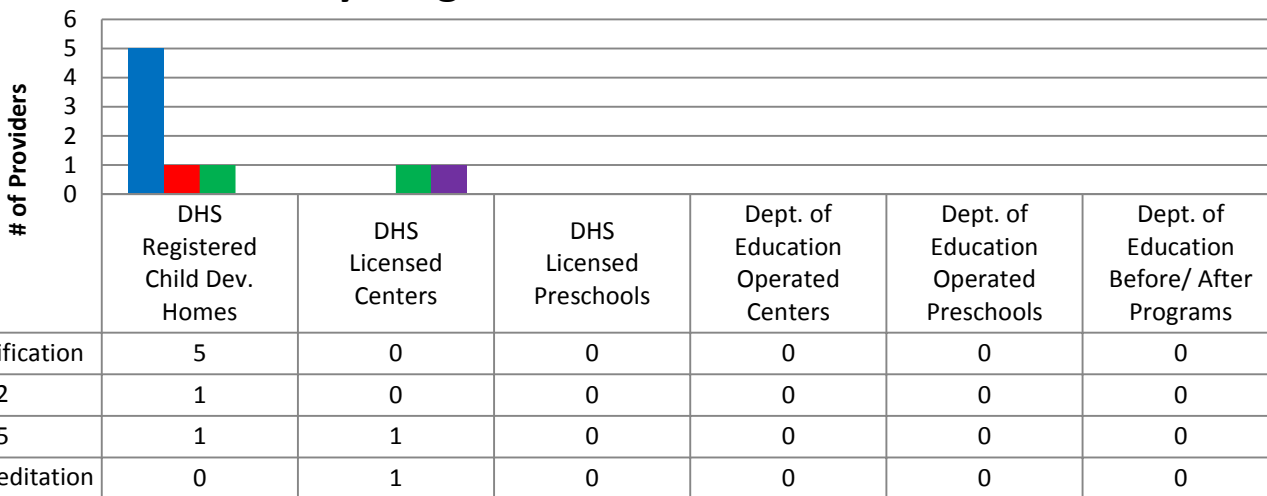
- 376 DHS Registered Child Development Homes
 - 0 Dept. of Education Operated Centers
 - 60 Dept. of Education Operated Preschools
 - 0 Dept. of Education Before/After Programs
- 199 DHS Licensed Centers
- 136 DHS Licensed Preschools
- 190 Non-Registered Child Care Homes

81 Total Programs LISTED with CCR&R

- 34 DHS Registered Child Development Homes
 - 0 Dept. of Education Operated Centers
 - 1 Dept. of Education Operated Preschools
 - 0 Dept. of Education Before/After Programs
- 4 DHS Licensed Centers
- 4 DHS Licensed Preschools
- 38 Non-Registered Child Care Homes

*School District Dept of Education programs are not licensed by DHS but meet Standards for Child Care adopted by the State Board of Education.

Quality Programs for Providers



* Programs may choose to participate in more than one quality measure. The number of QRS Providers changes monthly.

Go to <http://www.dhs.state.ia.us/iqrs/> for up-to-date information.

*Centers, Preschools and Before/After school programs do not qualify for ChildNet Certification.

For a family earning the median income of \$52,753 with an infant in child care they would pay:

- 11% of their income before taxes, if their child was in a registered home
- 15% of their income before taxes, if their child was in a licensed center

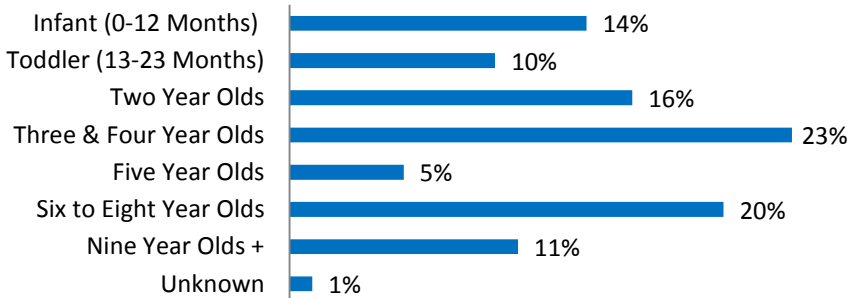
Data source: State Library of Iowa, www.iowadatatcenter.org.

Out of 81 child care programs, 66 programs report they accept DHS Child Care Assistance funded children.

Child Care Rates Per Week	Infant (0-12 Months)	Toddler (13-23 Months)	Two Year Olds	Three Year Olds	Four & Five Year Olds	Before & After School	Full Time School-Age
DHS Registered Child Development Homes	\$111.50	\$110.90	\$110.90	\$110.90	\$110.90	\$34.13	\$111.35
DHS Licensed Centers	\$148.50	\$148.50	\$141.75	\$141.75	\$141.75	NA	NA

** Providers may charge by the month, week, day or hour.*

Percent of Requests for Child Care by Age



Range of Preschool Tuition Rates per month - by age

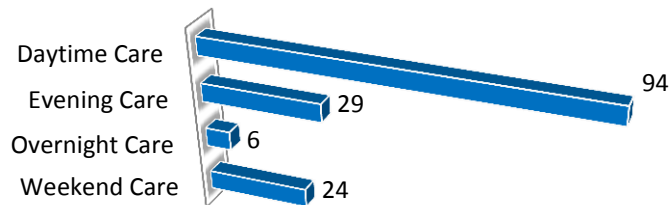
	Lowest	Highest
Three Yr Olds	\$65.00	\$80.00
Four Yr Olds +	\$150.00	\$150.00

**Preschool classes range from 1-5 days a week.*

**Free preschool programs are not included in the rate ranges above.*

CCR&R referred 60 families with 94 children to child care providers.

Requests for Child Care by Type



**Families may request more than one type of care for their child(ren).*

Requests for Child Care data is from July 1, 2010 - June 30, 2011.

Data provided by Child Care Resource & Referral using NACCRRAware as of July 1, 2011 unless otherwise noted.