

Woodbury County - July 2011

Total County Population	102,955
Children ages 0 through 5	9,998
Children ages 6 through 9	6,103
Children ages 10 through 12	4,451

Data source: Woods & Poole Population Estimates as of Dec 31, 2010.

Families with all parents working & children under age 6	71%
Median Family Income	\$55,420
Average Weekly Income	\$1,066

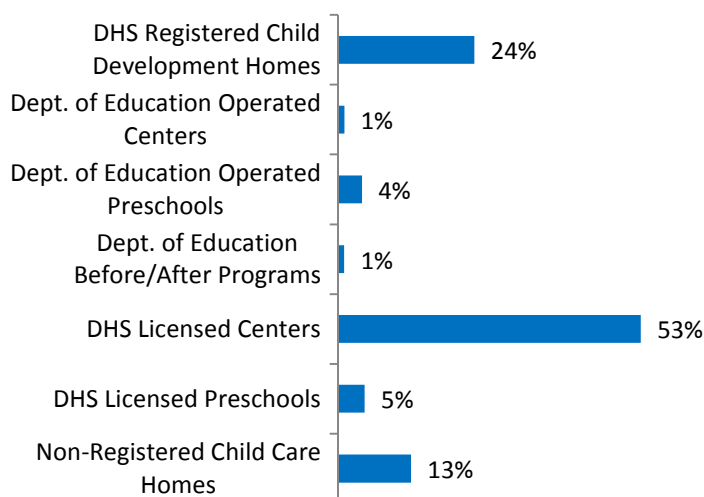
Data source: State Library of Iowa, www.iowadatacenter.org



www.iowaccrr.org

1-877-216-8481

Percent of Program Spaces



CCR&R may not have all DOE programs listed since they are not regulated by DHS.

8,549 Total Spaces LISTED with CCR&R

2,028 DHS Registered Child Development Homes

94 Dept. of Education Operated Centers

354 Dept. of Education Operated Preschools

90 Dept. of Education Before/After Programs

4,503 DHS Licensed Centers

395 DHS Licensed Preschools

1,085 Non-Registered Child Care Homes

493 Total Programs LISTED with CCR&R

188 DHS Registered Child Development Homes

2 Dept. of Education Operated Centers

9 Dept. of Education Operated Preschools

2 Dept. of Education Before/After Programs

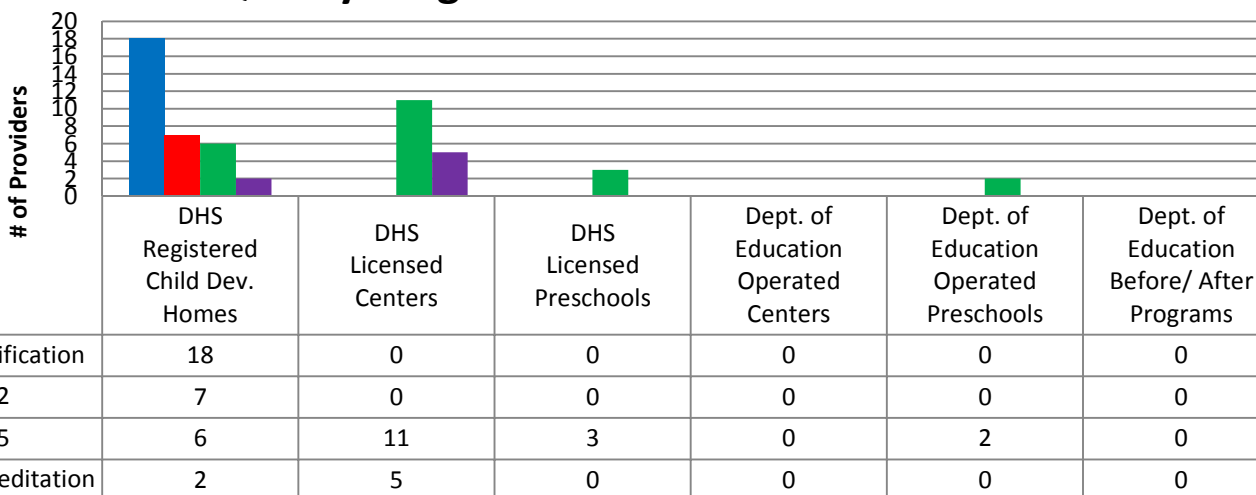
58 DHS Licensed Centers

17 DHS Licensed Preschools

217 Non-Registered Child Care Homes

*School District Dept of Education programs are not licensed by DHS but meet Standards for Child Care adopted by the State Board of Education.

Quality Programs for Providers



* Programs may choose to participate in more than one quality measure. The number of QRS Providers changes monthly.

Go to <http://www.dhs.state.ia.us/iqrs/> for up-to-date information.

*Centers, Preschools and Before/After school programs do not qualify for ChildNet Certification.

For a family earning the median income of \$55,420 with an infant in child care they would pay:

- 11% of their income before taxes, if their child was in a registered home
- 14% of their income before taxes, if their child was in a licensed center

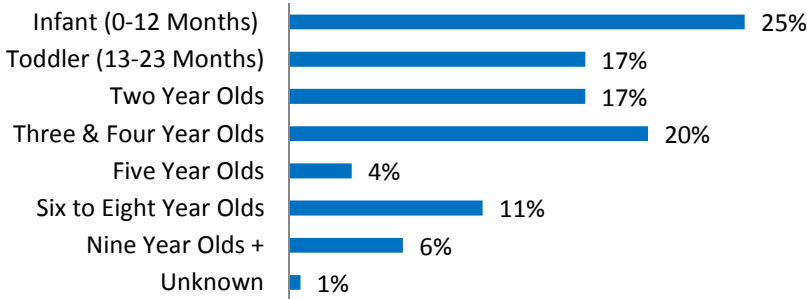
Data source: State Library of Iowa, www.iowadatacenter.org.

Out of 493 child care programs, 358 programs report they accept DHS Child Care Assistance funded children.

Child Care Rates Per Week	Infant (0-12 Months)	Toddler (13-23 Months)	Two Year Olds	Three Year Olds	Four & Five Year Olds	Before & After School	Full Time School-Age
DHS Registered Child Development Homes	\$115.98	\$115.98	\$113.25	\$112.53	\$110.59	\$48.80	\$108.43
DHS Licensed Centers	\$149.01	\$148.51	\$132.97	\$121.43	\$120.68	\$56.75	\$120.68

* Providers may charge by the month, week, day or hour.

Percent of Requests for Child Care by Age



Range of Preschool Tuition Rates per month - by age

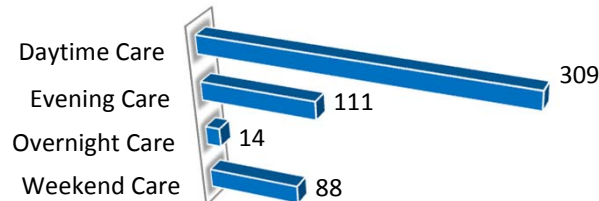
	Lowest	Highest
Three Yr Olds	\$65.00	\$220.00
Four Yr Olds +	\$35.00	\$220.00

*Preschool classes range from 1-5 days a week.

*Free preschool programs are not included in the rate ranges above.

CCR&R referred 196 families with 314 children to child care providers.

Requests for Child Care by Type



*Families may request more than one type of care for their child(ren).

Requests for Child Care data is from July 1, 2010 - June 30, 2011.

Data provided by Child Care Resource & Referral using NACCRRAware as of July 1, 2011 unless otherwise noted.