

# Sac County - July 2011

Total County Population	10,007
Children ages 0 through 5	719
Children ages 6 through 9	458
Children ages 10 through 12	350

Data source: Woods & Poole Population Estimates as of Dec 31, 2010.

Families with all parents working & children under age 6	72%
Median Family Income	\$51,796
Average Weekly Income	\$996

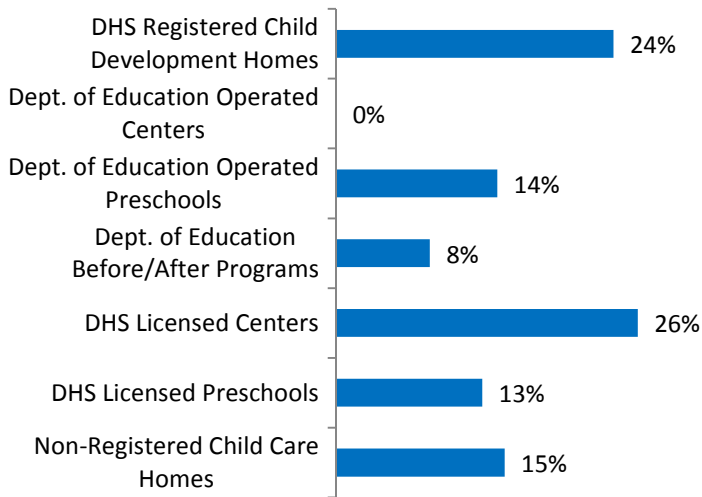
Data source: State Library of Iowa, www.iowadatabase.org



www.iowaccrr.org

1-877-216-8481

## Percent of Program Spaces



CCR&R may not have all DOE programs listed since they are not regulated by DHS.

## 613 Total Spaces LISTED with CCR&R

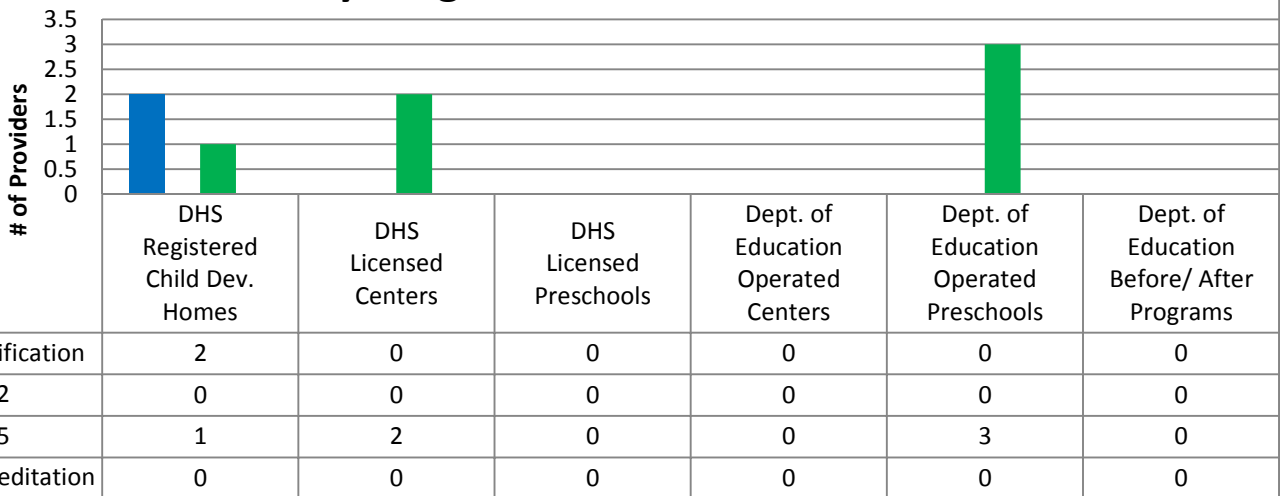
- 148 DHS Registered Child Development Homes
  - 0 Dept. of Education Operated Centers
  - 86 Dept. of Education Operated Preschools
  - 50 Dept. of Education Before/After Programs
- 161 DHS Licensed Centers
  - 78 DHS Licensed Preschools
  - 90 Non-Registered Child Care Homes

## 41 Total Programs LISTED with CCR&R

- 14 DHS Registered Child Development Homes
  - 0 Dept. of Education Operated Centers
  - 3 Dept. of Education Operated Preschools
  - 1 Dept. of Education Before/After Programs
- 2 DHS Licensed Centers
  - 3 DHS Licensed Preschools
- 18 Non-Registered Child Care Homes

\*School District Dept of Education programs are not licensed by DHS but meet Standards for Child Care adopted by the State Board of Education.

## Quality Programs for Providers



\* Programs may choose to participate in more than one quality measure. The number of QRS Providers changes monthly.

Go to <http://www.dhs.state.ia.us/iqrs/> for up-to-date information.

\*Centers, Preschools and Before/After school programs do not qualify for ChildNet Certification.

**For a family earning the median income of \$51,796 with an infant in child care they would pay:**

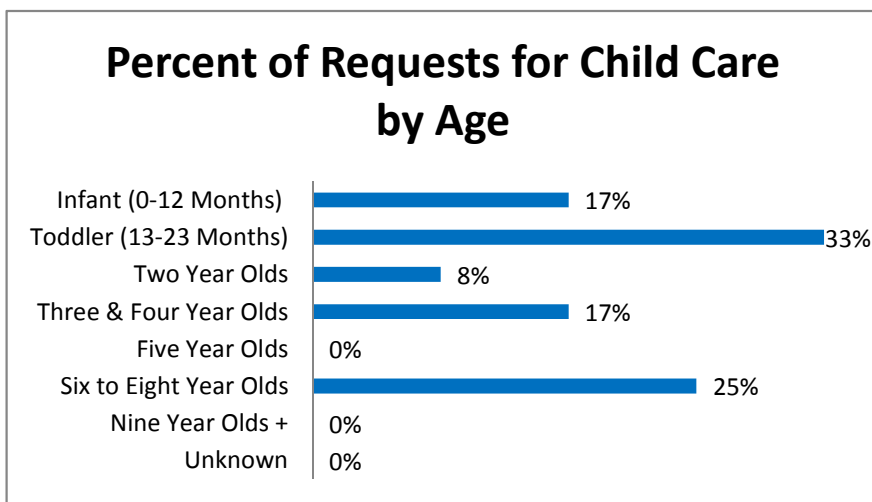
- 11% of their income before taxes, if their child was in a registered home
- 14% of their income before taxes, if their child was in a licensed center

Data source: State Library of Iowa, [www.iowadatacenter.org](http://www.iowadatacenter.org).

**Out of 41 child care programs, 29 programs report they accept DHS Child Care Assistance funded children.**

Child Care Rates Per Week	Infant (0-12 Months)	Toddler (13-23 Months)	Two Year Olds	Three Year Olds	Four & Five Year Olds	Before & After School	Full Time School-Age
DHS Registered Child Development Homes	\$106.65	\$104.40	\$102.15	\$102.15	\$102.15	\$45.40	\$106.65
DHS Licensed Centers	\$135.00	\$135.00	\$126.00	\$126.00	\$112.50	\$49.62	\$101.25

\* Providers may charge by the month, week, day or hour.



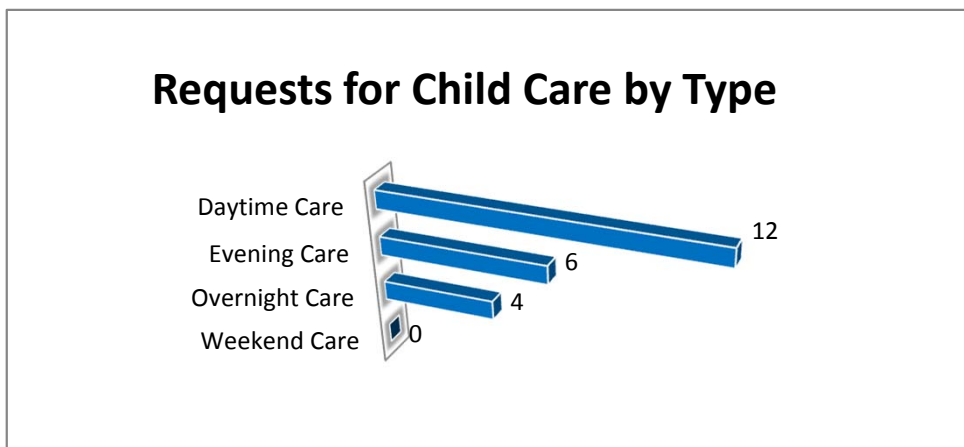
### Range of Preschool Tuition Rates per month - by age

	Lowest	Highest
Three Yr Olds	\$60.00	\$90.00
Four Yr Olds +	\$50.00	\$90.00

\*Preschool classes range from 1-5 days a week.

\*Free preschool programs are not included in the rate ranges above.

**CCR&R referred 7 families with 12 children to child care providers.**



\*Families may request more than one type of care for their child(ren).

Requests for Child Care data is from July 1, 2010 - June 30, 2011.

Data provided by Child Care Resource & Referral using NACCRRAware as of July 1, 2011 unless otherwise noted.