

Plymouth County - July 2011

Total County Population	24,262
Children ages 0 through 5	2,005
Children ages 6 through 9	1,303
Children ages 10 through 12	993

Data source: Woods & Poole Population Estimates as of Dec 31, 2010.

Families with all parents working & children under age 6	83%
Median Family Income	\$65,705
Average Weekly Income	\$1,264

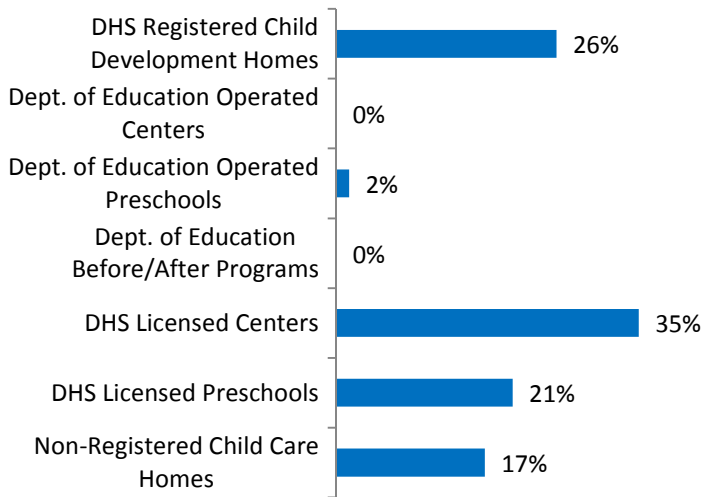
Data source: State Library of Iowa, www.iowadatabase.org



www.iowaccrr.org

1-877-216-8481

Percent of Program Spaces



CCR&R may not have all DOE programs listed since they are not regulated by DHS.

985 Total Spaces LISTED with CCR&R

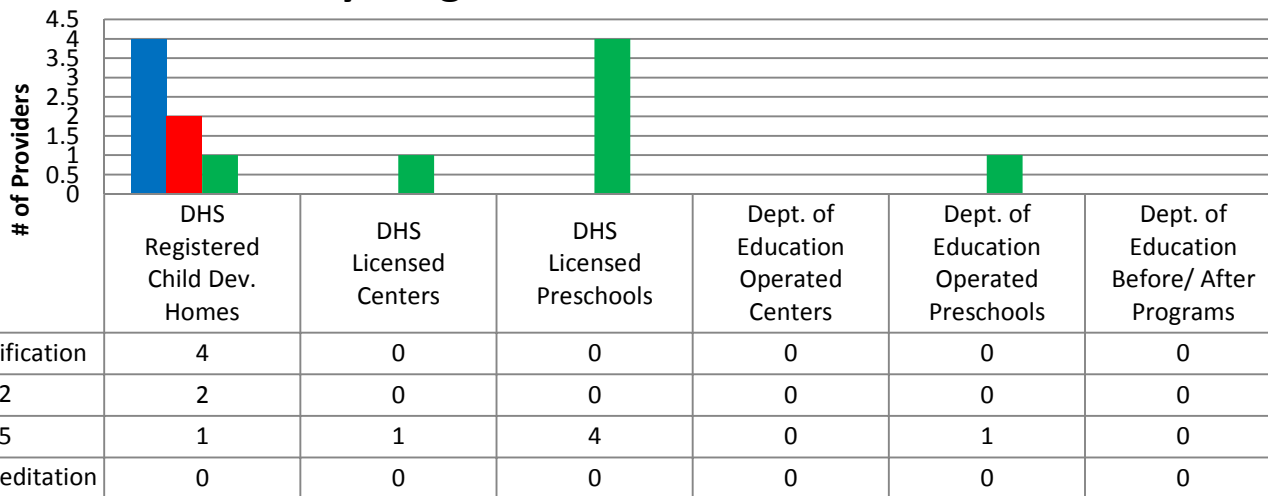
- 252 DHS Registered Child Development Homes
 - 0 Dept. of Education Operated Centers
 - 15 Dept. of Education Operated Preschools
 - 0 Dept. of Education Before/After Programs
- 346 DHS Licensed Centers
- 202 DHS Licensed Preschools
- 170 Non-Registered Child Care Homes

69 Total Programs LISTED with CCR&R

- 22 DHS Registered Child Development Homes
 - 0 Dept. of Education Operated Centers
 - 1 Dept. of Education Operated Preschools
 - 0 Dept. of Education Before/After Programs
- 6 DHS Licensed Centers
- 6 DHS Licensed Preschools
- 34 Non-Registered Child Care Homes

*School District Dept of Education programs are not licensed by DHS but meet Standards for Child Care adopted by the State Board of Education.

Quality Programs for Providers



* Programs may choose to participate in more than one quality measure. The number of QRS Providers changes monthly.

Go to <http://www.dhs.state.ia.us/iqrs/> for up-to-date information.

*Centers, Preschools and Before/After school programs do not qualify for ChildNet Certification.

For a family earning the median income of \$65,705 with an infant in child care they would pay:

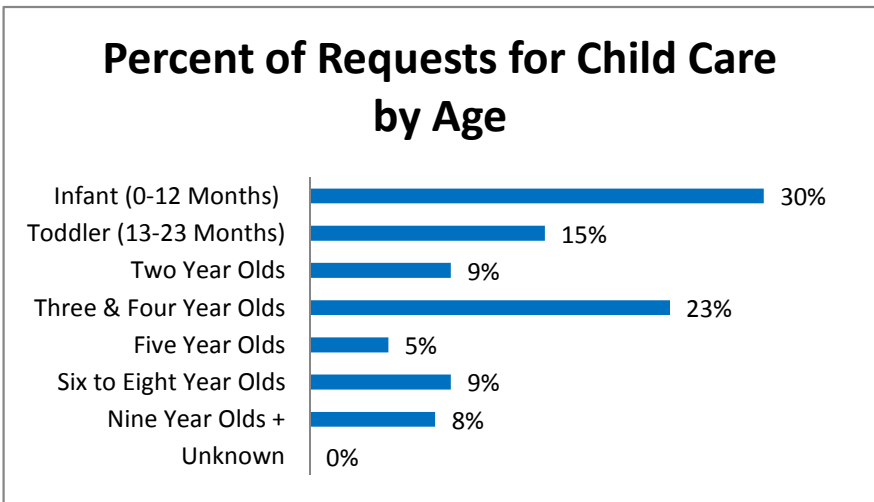
- 9% of their income before taxes, if their child was in a registered home
- 11% of their income before taxes, if their child was in a licensed center

Data source: State Library of Iowa, www.iowadatabase.org.

Out of 69 child care programs, 49 programs report they accept DHS Child Care Assistance funded children.

Child Care Rates Per Week	Infant (0-12 Months)	Toddler (13-23 Months)	Two Year Olds	Three Year Olds	Four & Five Year Olds	Before & After School	Full Time School-Age
DHS Registered Child Development Homes	\$113.70	\$113.70	\$113.70	\$113.70	\$113.70	\$51.60	\$106.00
DHS Licensed Centers	\$132.75	\$132.75	\$132.75	\$121.50	\$121.50	\$57.98	\$121.50

* Providers may charge by the month, week, day or hour.



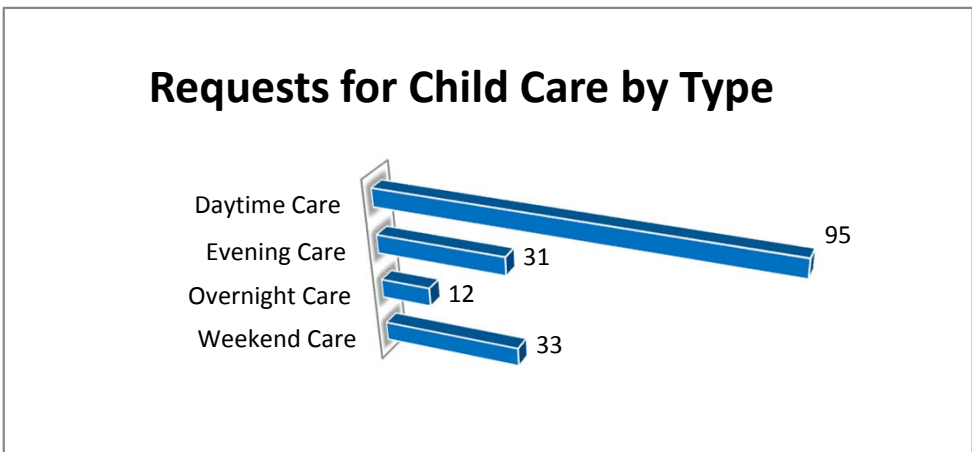
Range of Preschool Tuition Rates per month - by age

	Lowest	Highest
Three Yr Olds	\$65.00	\$80.00
Four Yr Olds +	\$65.00	\$265.00

*Preschool classes range from 1-5 days a week.

*Free preschool programs are not included in the rate ranges above.

CCR&R referred 58 families with 98 children to child care providers.



*Families may request more than one type of care for their child(ren).

Requests for Child Care data is from July 1, 2010 - June 30, 2011.

Data provided by Child Care Resource & Referral using NACCRRAware as of July 1, 2011 unless otherwise noted.