

Palo Alto County - July 2011

Total County Population	9,238
Children ages 0 through 5	713
Children ages 6 through 9	438
Children ages 10 through 12	312

Data source: Woods & Poole Population Estimates as of Dec 31, 2010.

Families with all parents working & children under age 6	83%
Median Family Income	\$55,289
Average Weekly Income	\$1,063

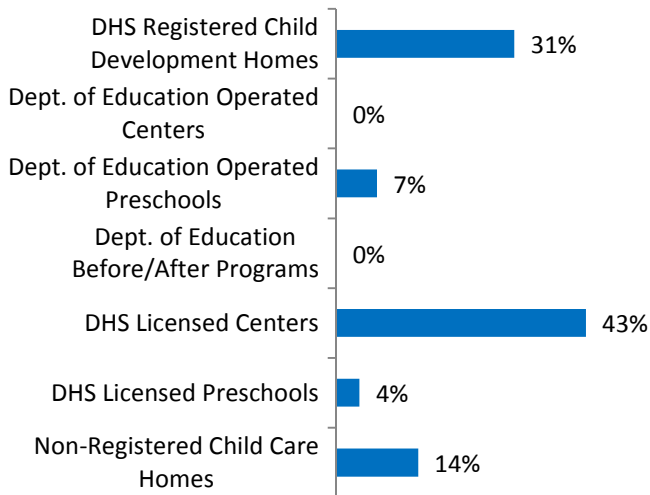
Data source: State Library of Iowa, www.iowadatacenter.org



www.iowaccrr.org

1-877-216-8481

Percent of Program Spaces



CCR&R may not have all DOE programs listed since they are not regulated by DHS.

490 Total Spaces LISTED with CCR&R

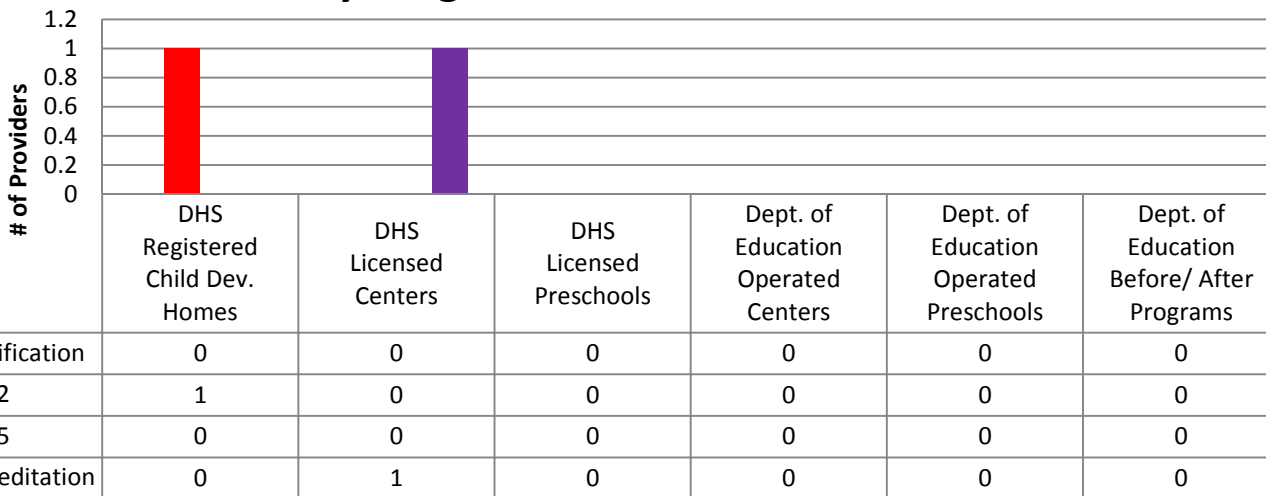
- 152 DHS Registered Child Development Homes
 - 0 Dept. of Education Operated Centers
 - 35 Dept. of Education Operated Preschools
 - 0 Dept. of Education Before/After Programs
- 213 DHS Licensed Centers
 - 20 DHS Licensed Preschools
 - 70 Non-Registered Child Care Homes

35 Total Programs LISTED with CCR&R

- 13 DHS Registered Child Development Homes
 - 0 Dept. of Education Operated Centers
 - 2 Dept. of Education Operated Preschools
 - 0 Dept. of Education Before/After Programs
- 5 DHS Licensed Centers
 - 1 DHS Licensed Preschools
- 14 Non-Registered Child Care Homes

*School District Dept of Education programs are not licensed by DHS but meet Standards for Child Care adopted by the State Board of Education.

Quality Programs for Providers



* Programs may choose to participate in more than one quality measure. The number of QRS Providers changes monthly.

Go to <http://www.dhs.state.ia.us/iqrs/> for up-to-date information.

*Centers, Preschools and Before/After school programs do not qualify for ChildNet Certification.

For a family earning the median income of \$55,289 with an infant in child care they would pay:

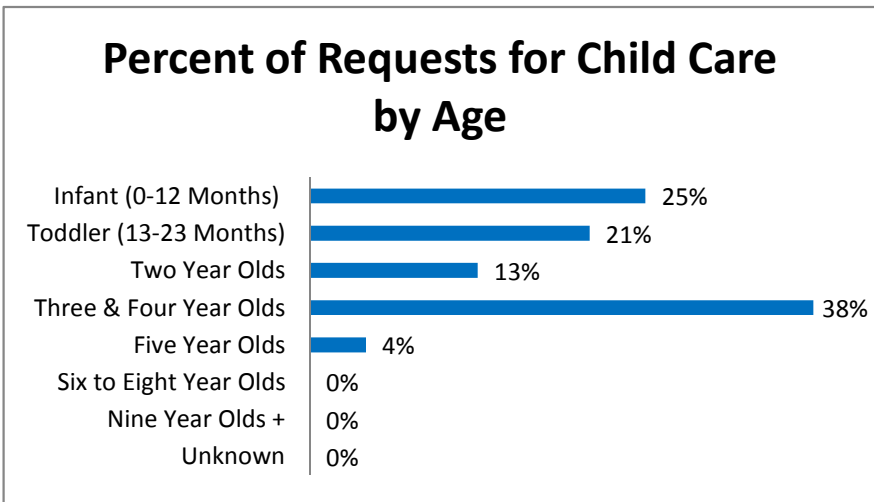
- 12% of their income before taxes, if their child was in a registered home
- 10% of their income before taxes, if their child was in a licensed center

Data source: State Library of Iowa, www.iowadatabase.org.

Out of 35 child care programs, 28 programs report they accept DHS Child Care Assistance funded children.

Child Care Rates Per Week	Infant (0-12 Months)	Toddler (13-23 Months)	Two Year Olds	Three Year Olds	Four & Five Year Olds	Before & After School	Full Time School-Age
DHS Registered Child Development Homes	\$122.50	\$115.08	\$108.55	\$108.55	\$108.55	\$47.60	\$105.63
DHS Licensed Centers	\$110.25	\$110.25	\$107.10	\$103.50	\$103.50	\$50.55	\$103.50

* Providers may charge by the month, week, day or hour.



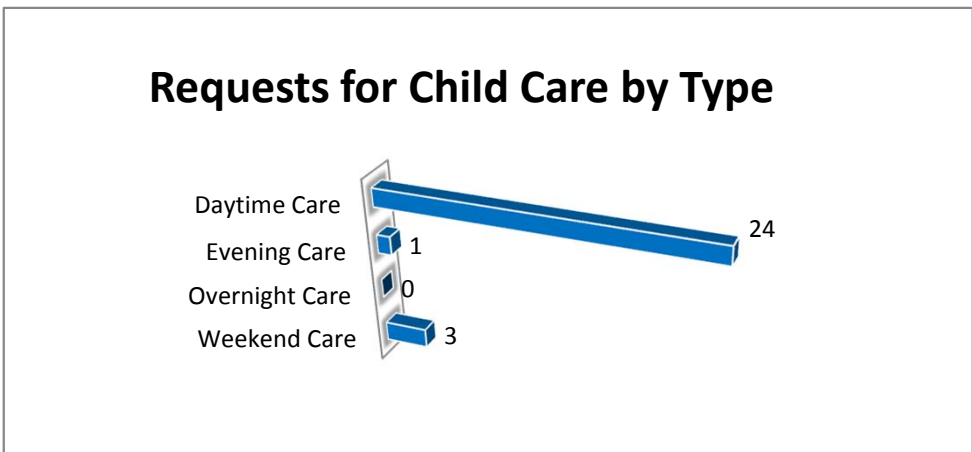
Range of Preschool Tuition Rates per month - by age

	Lowest	Highest
Three Yr Olds	NA	NA
Four Yr Olds +	\$80.00	\$216.00

*Preschool classes range from 1-5 days a week.

*Free preschool programs are not included in the rate ranges above.

CCR&R referred 17 families with 24 children to child care providers.



*Families may request more than one type of care for their child(ren).
Requests for Child Care data is from July 1, 2010 - June 30, 2011.

Data provided by Child Care Resource & Referral using NACCRRAware as of July 1, 2011 unless otherwise noted.