

O'Brien County - July 2011

Total County Population	13,900
Children ages 0 through 5	1,124
Children ages 6 through 9	693
Children ages 10 through 12	546

Data source: Woods & Poole Population Estimates as of Dec 31, 2010.

Families with all parents working & children under age 6	77%
Median Family Income	\$56,467
Average Weekly Income	\$1,086

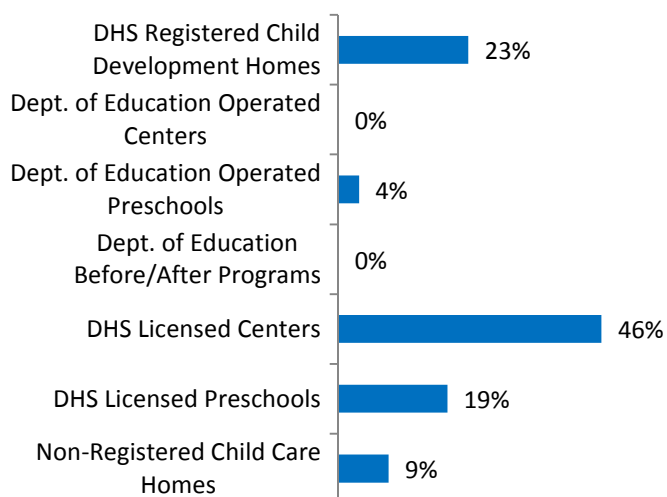
Data source: State Library of Iowa, www.iowadatatcenter.org



www.iowaccrr.org

1-877-216-8481

Percent of Program Spaces



CCR&R may not have all DOE programs listed since they are not regulated by DHS.

794 Total Spaces LISTED with CCR&R

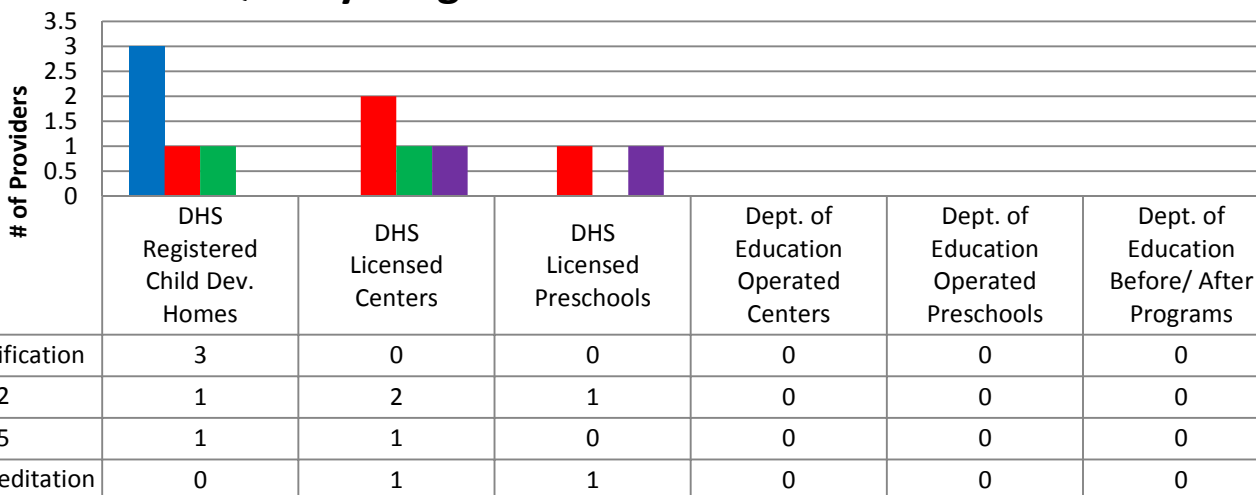
- 180 DHS Registered Child Development Homes
 - 0 Dept. of Education Operated Centers
 - 29 Dept. of Education Operated Preschools
 - 0 Dept. of Education Before/After Programs
- 364 DHS Licensed Centers
- 151 DHS Licensed Preschools
- 70 Non-Registered Child Care Homes

43 Total Programs LISTED with CCR&R

- 16 DHS Registered Child Development Homes
 - 0 Dept. of Education Operated Centers
 - 2 Dept. of Education Operated Preschools
 - 0 Dept. of Education Before/After Programs
- 5 DHS Licensed Centers
- 6 DHS Licensed Preschools
- 14 Non-Registered Child Care Homes

*School District Dept of Education programs are not licensed by DHS but meet Standards for Child Care adopted by the State Board of Education.

Quality Programs for Providers



* Programs may choose to participate in more than one quality measure. The number of QRS Providers changes monthly.

Go to <http://www.dhs.state.ia.us/iqrs/> for up-to-date information.

*Centers, Preschools and Before/After school programs do not qualify for ChildNet Certification.

For a family earning the median income of \$56,467 with an infant in child care they would pay:

- 9% of their income before taxes, if their child was in a registered home
- 12% of their income before taxes, if their child was in a licensed center

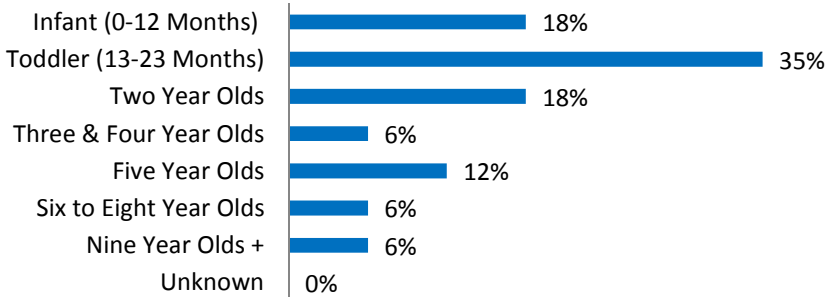
Data source: State Library of Iowa, www.iowadatabase.org.

Out of 43 child care programs, 36 programs report they accept DHS Child Care Assistance funded children.

Child Care Rates Per Week	Infant (0-12 Months)	Toddler (13-23 Months)	Two Year Olds	Three Year Olds	Four & Five Year Olds	Before & After School	Full Time School-Age
DHS Registered Child Development Homes	\$96.75	\$96.75	\$95.85	\$95.85	\$95.85	\$42.60	\$95.85
DHS Licensed Centers	\$127.35	\$127.35	\$113.85	\$113.85	\$113.85	\$54.43	\$113.85

* Providers may charge by the month, week, day or hour.

Percent of Requests for Child Care by Age



Range of Preschool Tuition Rates per month - by age

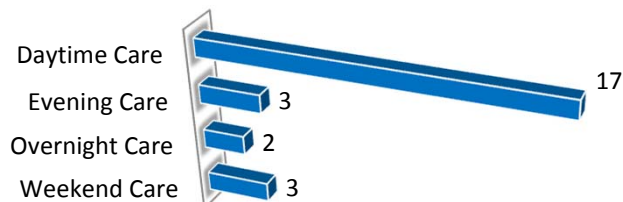
	Lowest	Highest
Three Yr Olds	\$55.00	\$55.00
Four Yr Olds +	\$75.00	\$96.00

*Preschool classes range from 1-5 days a week.

*Free preschool programs are not included in the rate ranges above.

CCR&R referred 10 families with 17 children to child care providers.

Requests for Child Care by Type



*Families may request more than one type of care for their child(ren).

Requests for Child Care data is from July 1, 2010 - June 30, 2011.

Data provided by Child Care Resource & Referral using NACCRRAware as of July 1, 2011 unless otherwise noted.