

Crawford County - July 2011

Total County Population	16,403
Children ages 0 through 5	1,419
Children ages 6 through 9	963
Children ages 10 through 12	605

Data source: Woods & Poole Population Estimates as of Dec 31, 2010.

Families with all parents working & children under age 6	76%
Median Family Income	\$51,723
Average Weekly Income	\$995

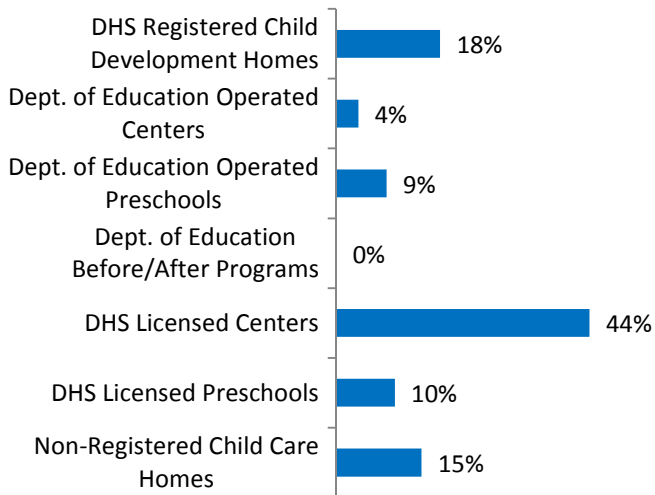
Data source: State Library of Iowa, www.iowadatacenter.org



www.iowaccrr.org

1-877-216-8481

Percent of Program Spaces



CCR&R may not have all DOE programs listed since they are not regulated by DHS.

773 Total Spaces LISTED with CCR&R

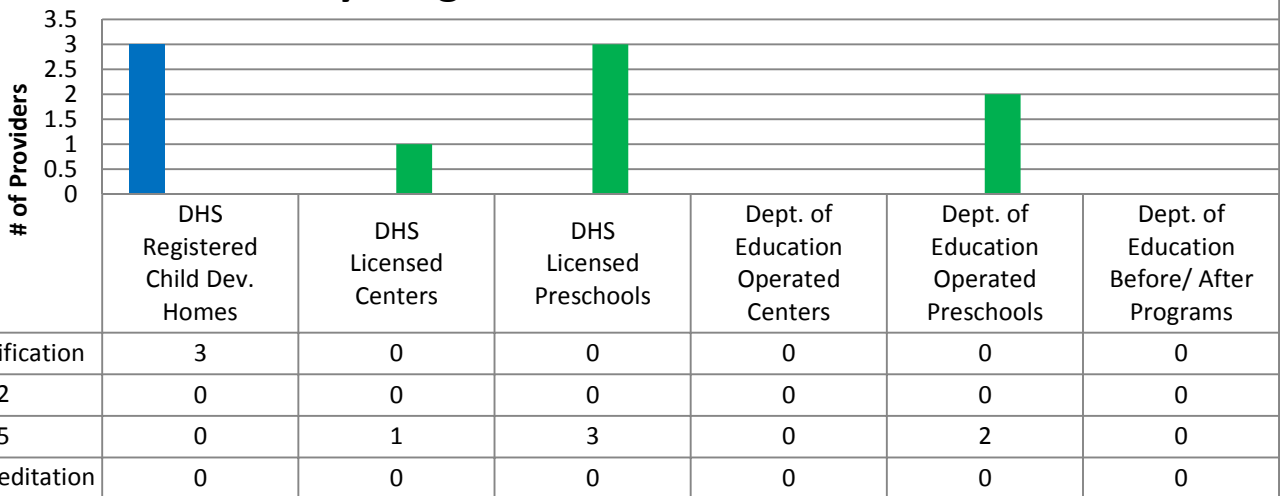
- 140 DHS Registered Child Development Homes
- 30 Dept. of Education Operated Centers
- 68 Dept. of Education Operated Preschools
- 0 Dept. of Education Before/After Programs
- 341 DHS Licensed Centers
- 79 DHS Licensed Preschools
- 115 Non-Registered Child Care Homes

53 Total Programs LISTED with CCR&R

- 13 DHS Registered Child Development Homes
- 1 Dept. of Education Operated Centers
- 6 Dept. of Education Operated Preschools
- 0 Dept. of Education Before/After Programs
- 7 DHS Licensed Centers
- 3 DHS Licensed Preschools
- 23 Non-Registered Child Care Homes

*School District Dept of Education programs are not licensed by DHS but meet Standards for Child Care adopted by the State Board of Education.

Quality Programs for Providers



* Programs may choose to participate in more than one quality measure. The number of QRS Providers changes monthly.

Go to <http://www.dhs.state.ia.us/iqrs/> for up-to-date information.

*Centers, Preschools and Before/After school programs do not qualify for ChildNet Certification.

For a family earning the median income of \$51,723 with an infant in child care they would pay:

- 12% of their income before taxes, if their child was in a registered home
- 12% of their income before taxes, if their child was in a licensed center

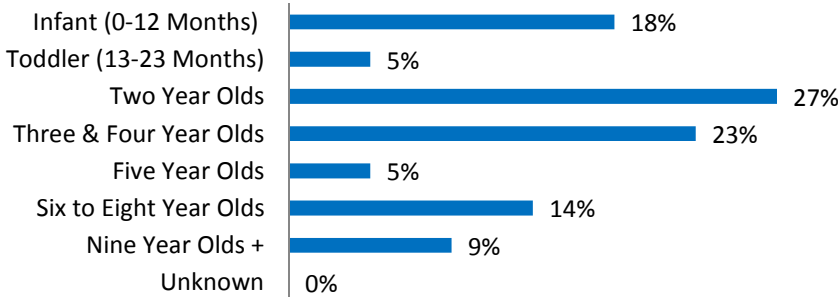
Data source: State Library of Iowa, www.iowadatabase.org.

Out of 53 child care programs, 36 programs report they accept DHS Child Care Assistance funded children.

Child Care Rates Per Week	Infant (0-12 Months)	Toddler (13-23 Months)	Two Year Olds	Three Year Olds	Four & Five Year Olds	Before & After School	Full Time School-Age
DHS Registered Child Development Homes	\$123.75	\$123.75	\$123.75	\$123.75	\$123.75	\$55.00	\$123.75
DHS Licensed Centers	\$121.50	\$121.50	\$121.50	\$105.75	\$105.75	\$47.00	\$119.25

* Providers may charge by the month, week, day or hour.

Percent of Requests for Child Care by Age



Range of Preschool Tuition Rates per month - by age

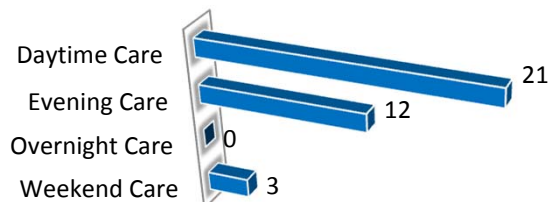
	Lowest	Highest
Three Yr Olds	\$65.00	\$80.00
Four Yr Olds +	\$50.00	\$75.00

*Preschool classes range from 1-5 days a week.

*Free preschool programs are not included in the rate ranges above.

CCR&R referred 12 families with 22 children to child care providers.

Requests for Child Care by Type



*Families may request more than one type of care for their child(ren).

Requests for Child Care data is from July 1, 2010 - June 30, 2011.

Data provided by Child Care Resource & Referral using NACCRRAware as of July 1, 2011 unless otherwise noted.