

# Buena Vista County - July 2011

Total County Population	19,594
Children ages 0 through 5	1,712
Children ages 6 through 9	1,140
Children ages 10 through 12	746

Data source: Woods & Poole Population Estimates as of Dec 31, 2010.

Families with all parents working & children under age 6	80%
Median Family Income	\$49,931
Average Weekly Income	\$960

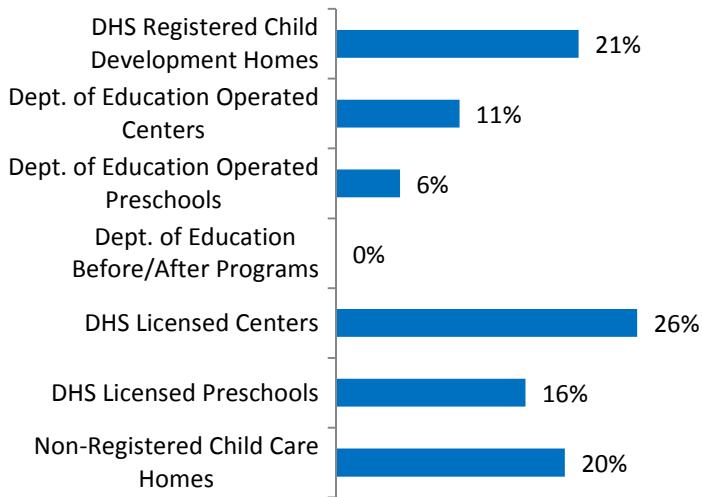
Data source: State Library of Iowa, www.iowadatabase.org



www.iowaccrr.org

1-877-216-8481

## Percent of Program Spaces



CCR&R may not have all DOE programs listed since they are not regulated by DHS.

## 1,080 Total Spaces LISTED with CCR&R

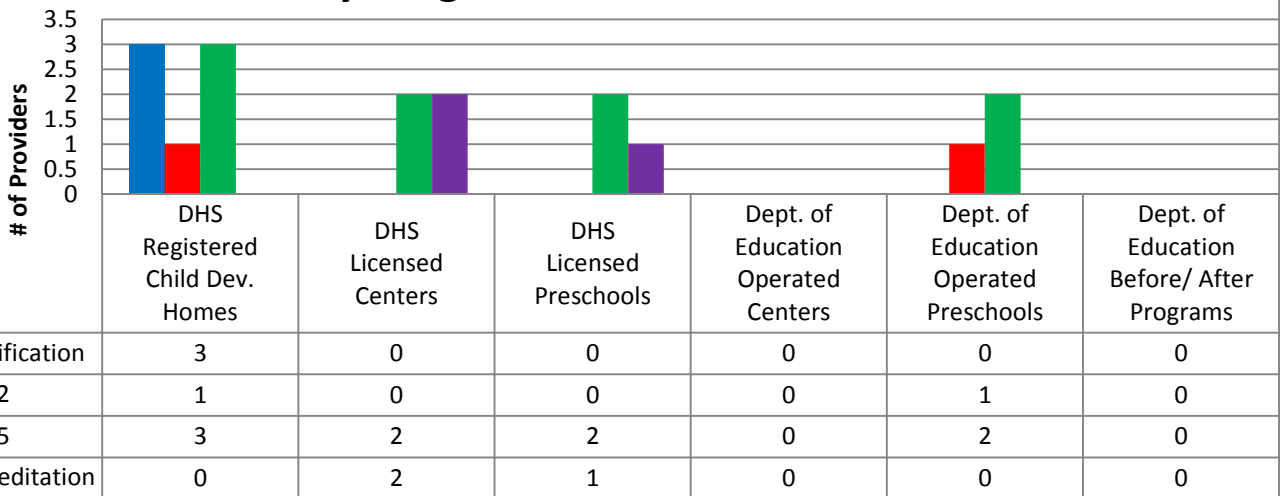
- 228 DHS Registered Child Development Homes
- 116 Dept. of Education Operated Centers
- 60 Dept. of Education Operated Preschools
- 0 Dept. of Education Before/After Programs
- 283 DHS Licensed Centers
- 178 DHS Licensed Preschools
- 215 Non-Registered Child Care Homes

## 83 Total Programs LISTED with CCR&R

- 23 DHS Registered Child Development Homes
- 1 Dept. of Education Operated Centers
- 4 Dept. of Education Operated Preschools
- 0 Dept. of Education Before/After Programs
- 6 DHS Licensed Centers
- 6 DHS Licensed Preschools
- 43 Non-Registered Child Care Homes

\*School District Dept of Education programs are not licensed by DHS but meet Standards for Child Care adopted by the State Board of Education.

## Quality Programs for Providers



\* Programs may choose to participate in more than one quality measure. The number of QRS Providers changes monthly.

Go to <http://www.dhs.state.ia.us/iqrs/> for up-to-date information.

\*Centers, Preschools and Before/After school programs do not qualify for ChildNet Certification.

**For a family earning the median income of \$49,931 with an infant in child care they would pay:**

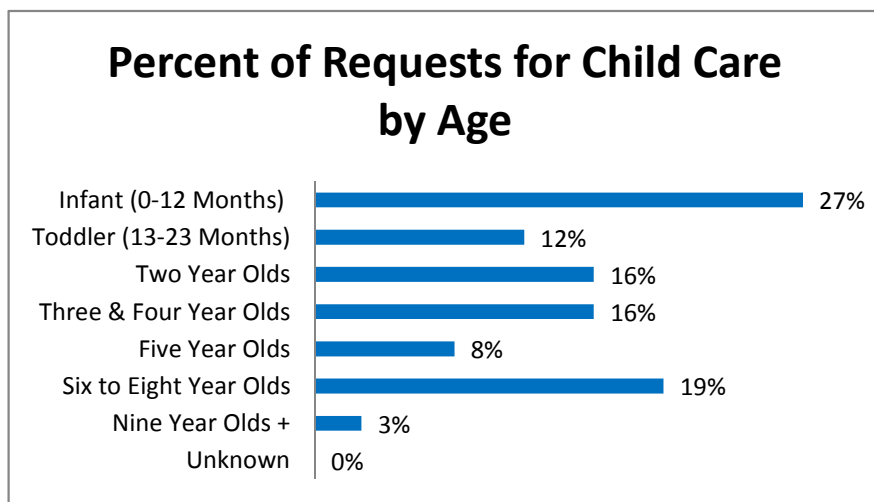
- 14% of their income before taxes, if their child was in a registered home
- 15% of their income before taxes, if their child was in a licensed center

Data source: State Library of Iowa, [www.iowadatacenter.org](http://www.iowadatacenter.org).

**Out of 83 child care programs, 65 programs report they accept DHS Child Care Assistance funded children.**

Child Care Rates Per Week	Infant (0-12 Months)	Toddler (13-23 Months)	Two Year Olds	Three Year Olds	Four & Five Year Olds	Before & After School	Full Time School-Age
DHS Registered Child Development Homes	\$135.00	\$132.30	\$132.30	\$132.30	\$132.30	\$51.80	\$135.00
DHS Licensed Centers	\$144.90	\$144.90	\$130.50	\$130.50	\$130.50	\$60.87	\$123.75

\* Providers may charge by the month, week, day or hour.



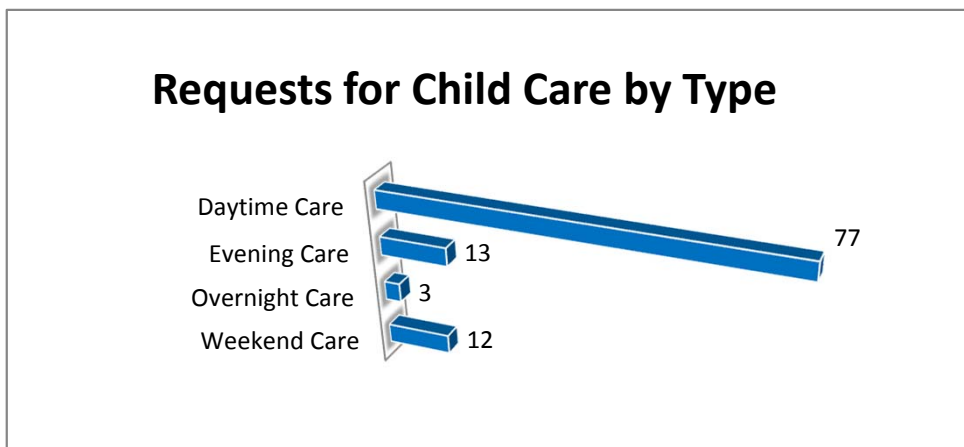
### Range of Preschool Tuition Rates per month - by age

	Lowest	Highest
Three Yr Olds	\$65.00	\$125.00
Four Yr Olds +	\$60.00	\$125.00

\*Preschool classes range from 1-5 days a week.

\*Free preschool programs are not included in the rate ranges above.

**CCR&R referred 43 families with 77 children to child care providers.**



\*Families may request more than one type of care for their child(ren).

Requests for Child Care data is from July 1, 2010 - June 30, 2011.

Data provided by Child Care Resource & Referral using NACCRRAware as of July 1, 2011 unless otherwise noted.