

State of Iowa - July 2011

Total State Population	3,021,302
Children ages 0 through 5	246,364
Children ages 6 through 9	155,731
Children ages 10 through 12	113,829

Data source: Woods & Poole Population Estimates as of Dec 31, 2010.

Families with all parents working & children under age 6	72%
Median Family Income	\$57,135
Average Weekly Income	\$1,099

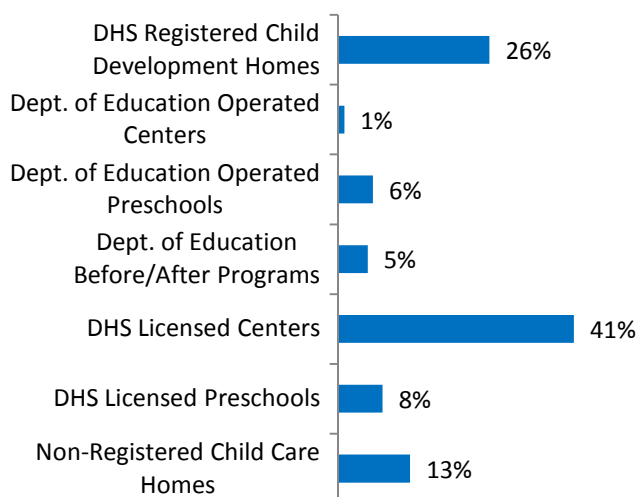
Data source: State Library of Iowa, www.iowadatatcenter.org



www.iowaccrr.org

1-877-216-8481

Percent of Program Spaces



CCR&R may not have all DOE programs listed since they are not regulated by DHS.

185,507 Total Spaces LISTED with CCR&R

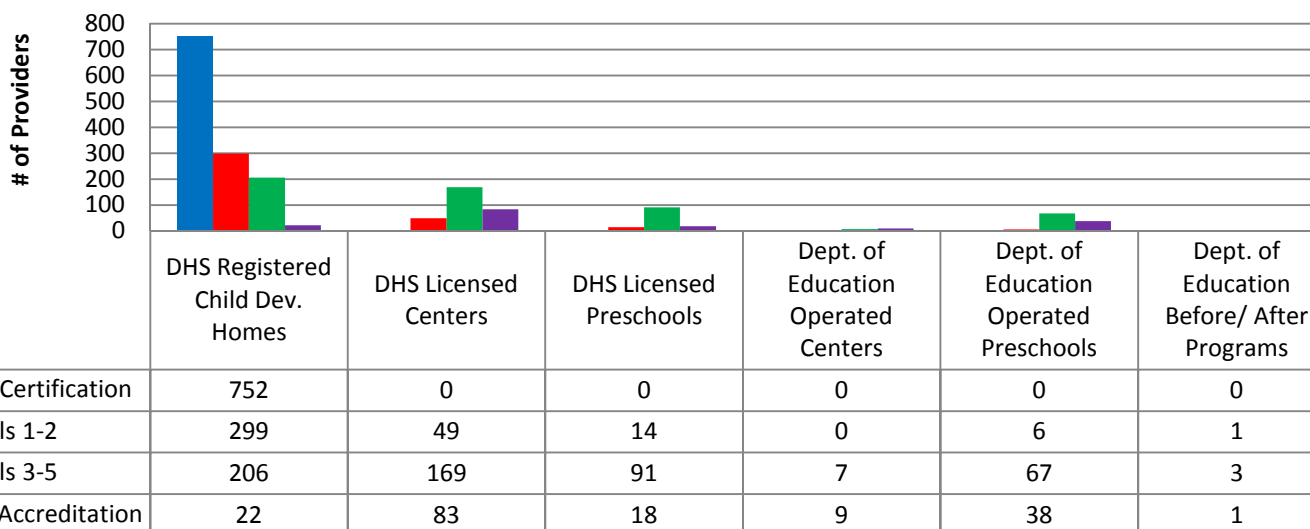
- 48,873 DHS Registered Child Development Homes
- 2,012 Dept. of Education Operated Centers
- 11,280 Dept. of Education Operated Preschools
- 9,557 Dept. of Education Before/After Programs
- 76,175 DHS Licensed Centers
- 14,365 DHS Licensed Preschools
- 23,245 Non-Registered Child Care Homes

11,257 Total Programs LISTED with CCR&R

- 4,588 DHS Registered Child Development Homes
- 47 Dept. of Education Operated Centers
- 401 Dept. of Education Operated Preschools
- 115 Dept. of Education Before/After Programs
- 999 DHS Licensed Centers
- 458 DHS Licensed Preschools
- 4,649 Non-Registered Child Care Homes

*School District Dept of Education programs are not licensed by DHS but meet Standards for Child Care adopted by the State Board of Education.

Quality Programs for Providers



* Programs may choose to participate in more than one quality measure. The number of QRS Providers changes monthly.

Go to <http://www.dhs.state.ia.us/iqrs/> for up-to-date information.

*Centers, Preschools and Before/After school programs do not qualify for ChildNet Certification.

For a family earning the median income of \$57,135 with an infant in child care they would pay:

- 11% of their income before taxes, if their child was in a registered home
- 14% of their income before taxes, if their child was in a licensed center

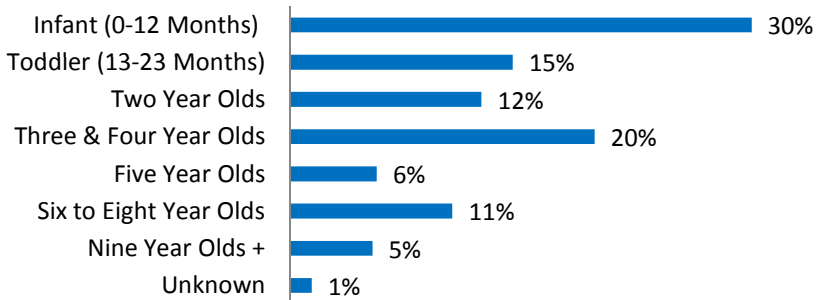
Data source: State Library of Iowa, www.iowadatacenter.org.

Out of 11,257 child care programs, 8,392 programs report they accept DHS Child Care Assistance funded children.

Child Care Rates Per Week	Infant (0-12 Months)	Toddler (13-23 Months)	Two Year Olds	Three Year Olds	Four & Five Year Olds	Before & After School	Full Time School-Age
DHS Registered Child Development Homes	\$119.05	\$117.94	\$115.94	\$115.02	\$113.47	\$52.77	\$109.60
DHS Licensed Centers	\$151.28	\$149.93	\$135.23	\$128.48	\$126.22	\$58.05	\$114.17

* Providers may charge by the month, week, day or hour.

Percent of Requests for Child Care by Age



Range of Preschool Tuition Rates per month - by age

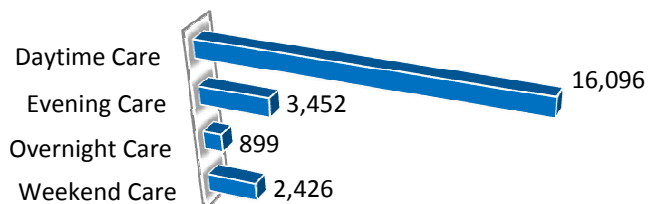
	Lowest	Highest
Three Yr Olds	\$15.00	\$600.00
Four Yr Olds +	\$15.00	\$600.00

*Preschool classes range from 1-5 days a week.

*Free preschool programs are not included in the rate ranges above.

CCR&R referred 7,860 families with 13,225 children to child care providers.

Requests for Child Care by Type



*Families may request more than one type of care for their child(ren).

Requests for Child Care data is from July 1, 2010 - June 30, 2011.

Data provided by Child Care Resource & Referral using NACCRRAware as of July 1, 2011 unless otherwise noted.