

Dallas County - July 2011

Total County Population	63,277
Children ages 0 through 5	5,990
Children ages 6 through 9	3,641
Children ages 10 through 12	2,771

Data source: Woods & Poole Population Estimates as of Dec 31, 2010.

Families with all parents working & children under age 6	69%
Median Family Income	\$ 80,232
Average Weekly Income	\$ 1,543

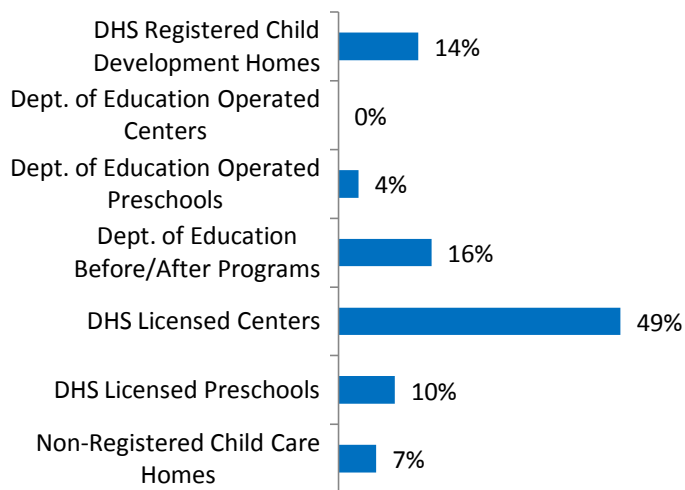
Data source: State Library of Iowa, www.iowadatecenter.org



www.iowaccrr.org

1-877-216-8481

Percent of Program Spaces



CCR&R may not have all DOE programs listed since they are not regulated by DHS.

4,896 Total Spaces LISTED with CCR&R

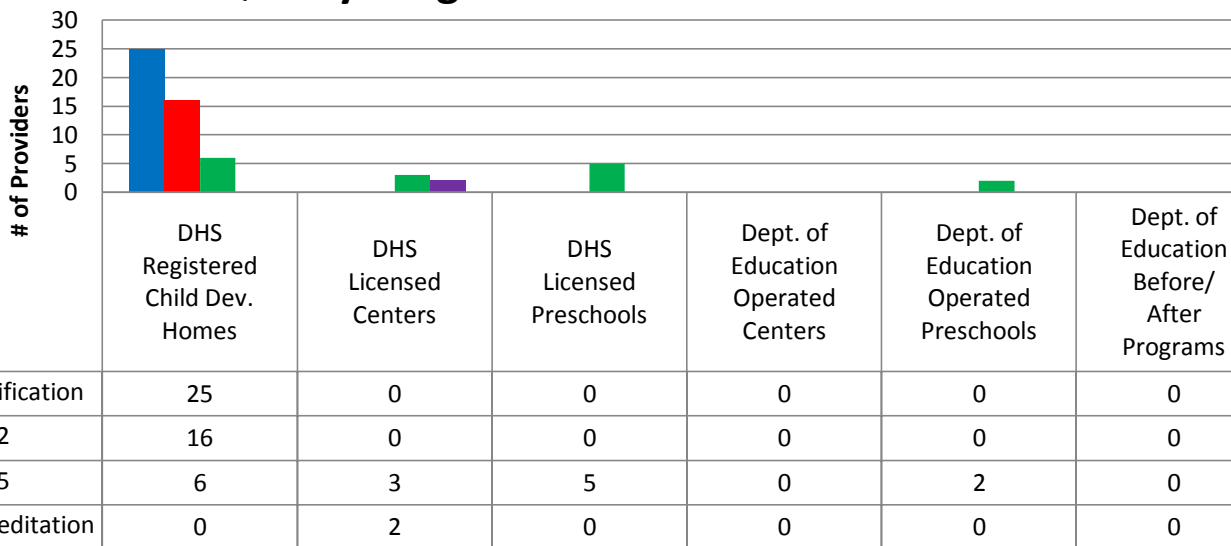
- 688 DHS Registered Child Development Homes
- 0 Dept. of Education Operated Centers
- 174 Dept. of Education Operated Preschools
- 800 Dept. of Education Before/After Programs
- 2,423 DHS Licensed Centers
- 486 DHS Licensed Preschools
- 325 Non-Registered Child Care Homes

183 Total Programs LISTED with CCR&R

- 65 DHS Registered Child Development Homes
- 0 Dept. of Education Operated Centers
- 10 Dept. of Education Operated Preschools
- 5 Dept. of Education Before/After Programs
- 24 DHS Licensed Centers
- 14 DHS Licensed Preschools
- 65 Non-Registered Child Care Homes

*School District Dept of Education programs are not licensed by DHS but meet Standards for Child Care adopted by the State Board of Education.

Quality Programs for Providers



* Programs may choose to participate in more than one quality measure. The number of QRS Providers changes monthly.

Go to <http://www.dhs.state.ia.us/iqrs/> for up-to-date information.

*Centers, Preschools and Before/After school programs do not qualify for ChildNet Certification.

For a family earning the median income of \$80,232 with an infant in child care they would pay:

- 10% of their income before taxes, if their child was in a registered home
- 13% of their income before taxes, if their child was in a licensed center

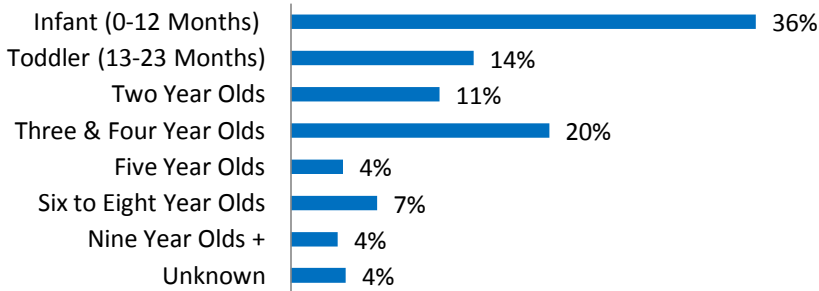
Data source: State Library of Iowa, www.iowadatatcenter.org.

Out of 183 child care programs, 92 programs report they accept DHS Child Care Assistance funded children.

Child Care Rates Per Week	Infant (0-12 Months)	Toddler (13-23 Months)	Two Year Olds	Three Year Olds	Four & Five Year Olds	Before & After School	Full Time School-Age
DHS Registered Child Development Homes	\$150.83	\$148.38	\$146.32	\$146.32	\$146.22	\$62.86	\$124.55
DHS Licensed Centers	\$198.85	\$196.23	\$174.29	\$159.27	\$153.67	\$80.33	\$121.38

* Providers may charge by the month, week, day or hour.

Percent of Requests for Child Care by Age



Range of Preschool Tuition Rates per month - by age

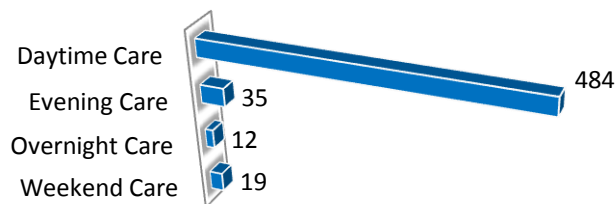
	Lowest	Highest
Three Yr Olds	\$50.00	\$144.00
Four Yr Olds +	\$35.00	\$225.00

*Preschool classes range from 1-5 days a week.

*Free preschool programs are not included in the rate ranges above.

CCR&R referred 291 families with 496 children to child care providers.

Requests for Child Care by Type



*Families may request more than one type of care for their child(ren).
Requests for Child Care data is from July 1, 2010 - June 30, 2011.

Data provided by Child Care Resource & Referral using NACCRRAware as of July 1, 2011 unless otherwise noted.