

# Clinton County - July 2011

Total County Population	48,902
Children ages 0 through 5	3,759
Children ages 6 through 9	2,450
Children ages 10 through 12	1,943

Data source: Woods & Poole Population Estimates as of Dec 31, 2010

Families with all parents working & children under age 6	77%
Median Family Income	\$56,058
Average Weekly Income	\$1,078

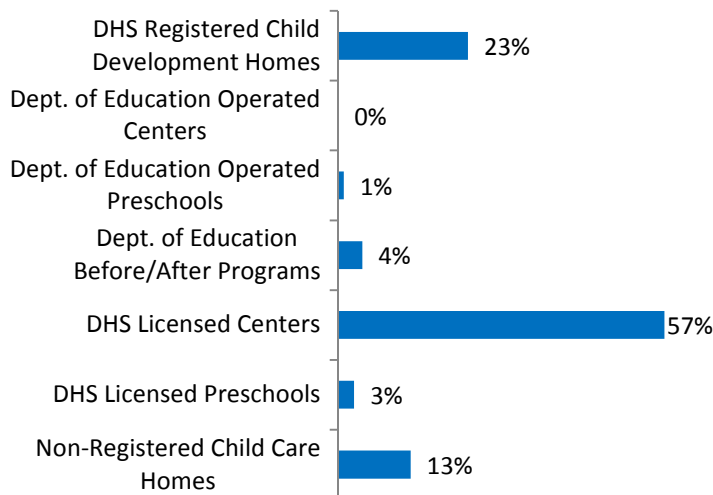
Data source: State Library of Iowa, www.iowadatatcenter.org



www.iowaccrr.org

1-877-216-8481

## Percent of Program Spaces



CCR&R may not have all DOE programs listed since they are not regulated by DHS.

## 2,018 Total Spaces LISTED with CCR&R

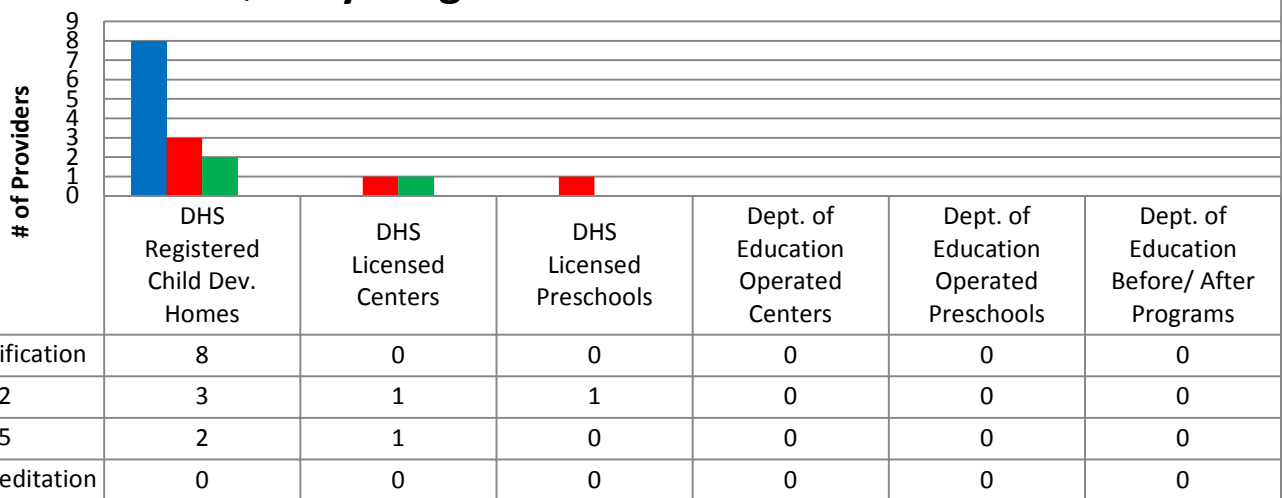
- 456 DHS Registered Child Development Homes
- 0 Dept. of Education Operated Centers
- 20 Dept. of Education Operated Preschools
- 85 Dept. of Education Before/After Programs
- 1,146 DHS Licensed Centers
- 56 DHS Licensed Preschools
- 255 Non-Registered Child Care Homes

## 115 Total Programs LISTED with CCR&R

- 44 DHS Registered Child Development Homes
- 0 Dept. of Education Operated Centers
- 1 Dept. of Education Operated Preschools
- 2 Dept. of Education Before/After Programs
- 14 DHS Licensed Centers
- 3 DHS Licensed Preschools
- 51 Non-Registered Child Care Homes

\*School District Dept of Education programs are not licensed by DHS but meet Standards for Child Care adopted by the State Board of Education.

## Quality Programs for Providers



\* Programs may choose to participate in more than one quality measure. The number of QRS Providers changes monthly.

Go to <http://www.dhs.state.ia.us/iqrs/> for up-to-date information.

\*Centers, Preschools and Before/After school programs do not qualify for ChildNet Certification.

**For a family earning the median income of \$56,058 with an infant in child care they would pay:**

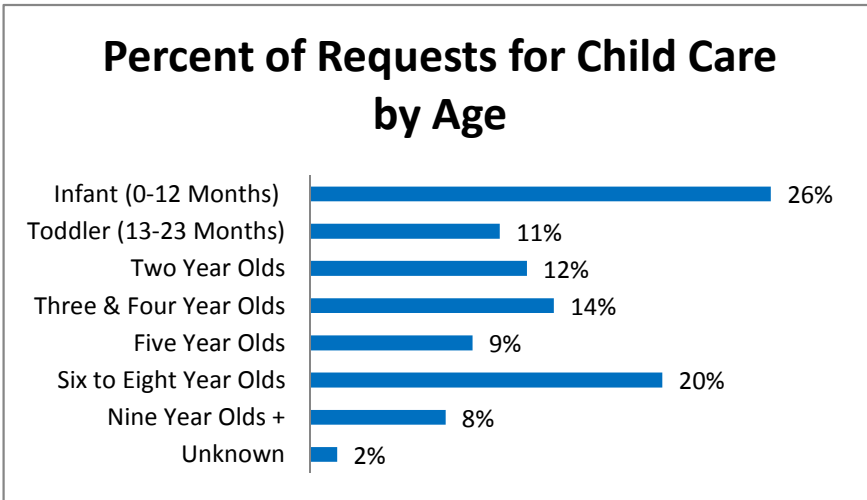
- 11% of their income before taxes, if their child was in a registered home
- 15% of their income before taxes, if their child was in a licensed center

Data source: State Library of Iowa, www.iowadatacenter.org.

**Out of 115 child care programs, 102 programs report they accept DHS Child Care Assistance funded children.**

Child Care Rates Per Week	Infant (0-12 Months)	Toddler (13-23 Months)	Two Year Olds	Three Year Olds	Four & Five Year Olds	Before & After School	Full Time School-Age
DHS Registered Child Development Homes	\$117.90	\$114.30	\$112.05	\$112.05	\$111.60	\$49.00	\$111.15
DHS Licensed Centers	\$159.38	\$159.38	\$138.25	\$131.00	\$131.00	\$48.80	\$100.00

\* Providers may charge by the month, week, day or hour.



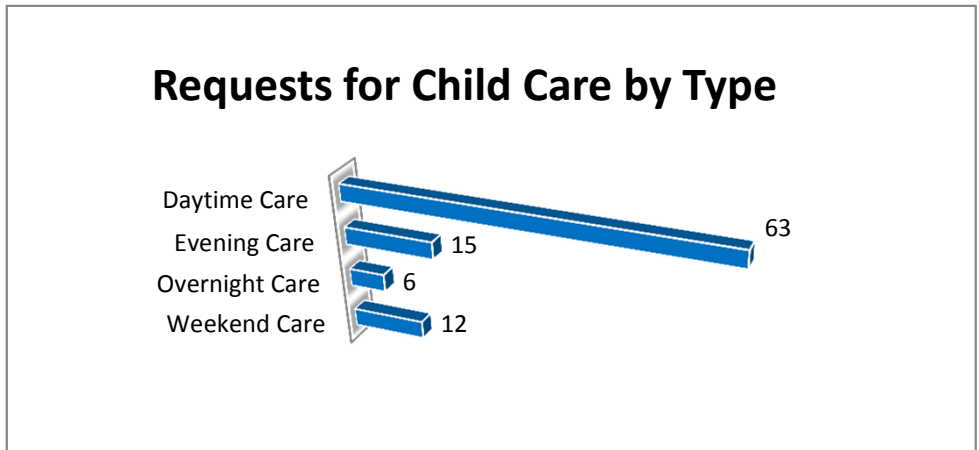
### Range of Preschool Tuition Rates per month - by age

	Lowest	Highest
Three Yr Olds	\$70.00	\$125.00
Four Yr Olds +	\$62.00	\$150.00

\*Preschool classes range from 1-5 days a week.

\*Free preschool programs are not included in the rate ranges above.

**CCR&R referred 32 families with 66 children to child care providers.**



\*Families may request more than one type of care for their child(ren).

Requests for Child Care data is from July 1, 2010 - June 30, 2011.

Data provided by Child Care Resource & Referral using NACCRRAware as of July 1, 2011 unless otherwise noted.