

Clarke County - July 2011

Total County Population	9,137
Children ages 0 through 5	804
Children ages 6 through 9	500
Children ages 10 through 12	322

Data source: Woods & Poole Population Estimates as of Dec 31, 2010.

Families with all parents working & children under age 6 85%

Median Family Income \$53,343

Average weekly income (Annual/52) \$ 1,026

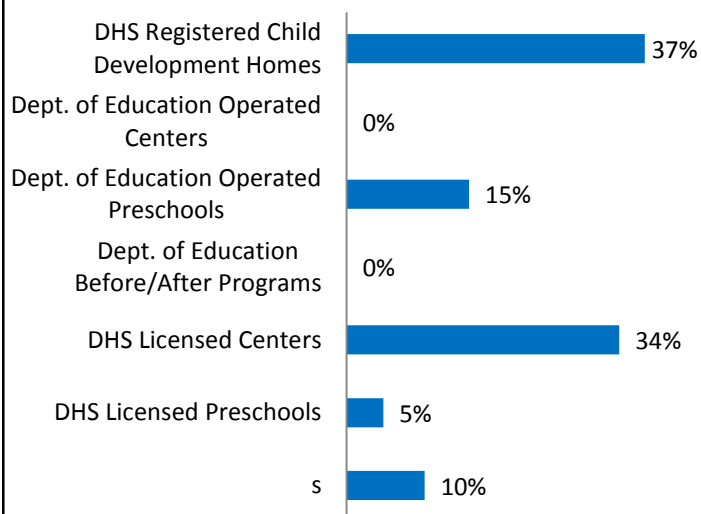
Data source: State Library of Iowa, www.iowadatacenter.org.



www.iowaccrr.org

1-877-216-8481

Percent of Program Spaces



CCR&R may not have all DOE programs listed since they are not regulated by DHS.

726 Total # spaces LISTED with CCR&R

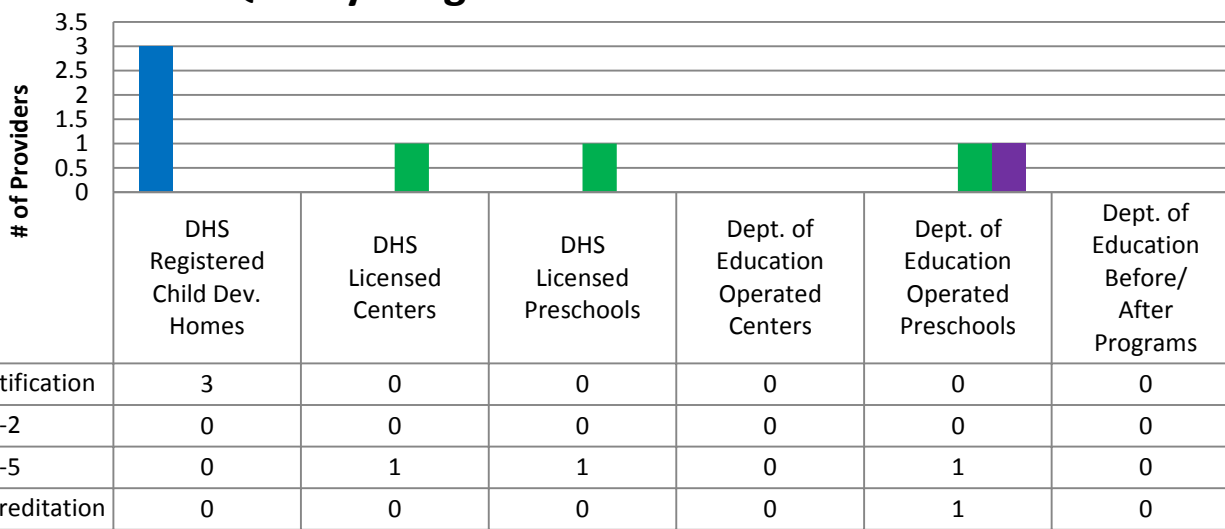
- 268 DHS Registered Child Development Homes
 - 0 Dept. of Education Operated Centers
 - 110 Dept. of Education Operated Preschools
 - 0 Dept. of Education Before/After Programs
- 245 DHS Licensed Centers
 - 33 DHS Licensed Preschools
 - 70 Non-Registered Child Care Homes

44 Total Child Care Programs LISTED with CCR&R

- 22 DHS Registered Child Development Homes
 - 0 Dept. of Education Operated Centers
 - 2 Dept. of Education Operated Preschools
 - 2 Dept. of Education Before/After Programs
- 2 DHS Licensed Centers
 - 2 DHS Licensed Preschools
- 14 Non-Registered Child Care Homes

*School District Dept of Education programs are not licensed by DHS but meet Standards for Child Care adopted by the State Board of Education.

Quality Programs for Providers



* Programs may choose to participate in more than one quality measure. The number of QRS Providers changes monthly.

Go to <http://www.dhs.state.ia.us/iqrs/> for up-to-date information.

**Centers, Preschools and Before/After school programs do not qualify for ChildNet Certification.

For a family earning the median income of \$53,343 with an infant in child care they would pay:

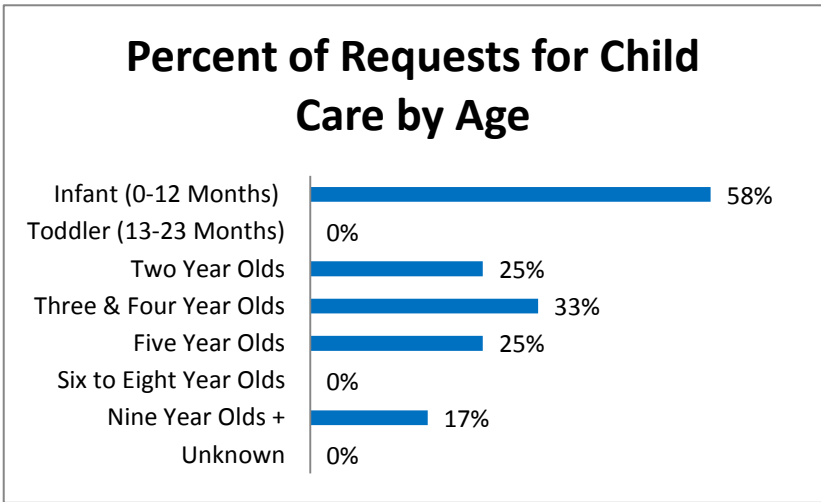
- 11% of their income before taxes, if their child was in a center
- 10% of their income before taxes, if their child was in a child care home

Data source: State Library of Iowa, www.iowadatatcenter.org.

Out of 44 child care programs, 38 programs report they accept DHS Child Care Assistance funded children.

Child Care Rates Per week	Infant (0-12 Months)	Toddler (13-23 months)	Two Year Olds	Three Year Olds	Four & Five Year Olds	Before & After School	Full Time School-age
DHS Registered Child Development Homes	\$106.83	\$108.11	\$106.44	\$105.89	\$106.44	\$69.33	\$94.96
DHS Licensed Centers	\$114.00	\$114.00	\$105.00	\$97.50	\$120.00	\$60.00	\$75.00

* Note provider may charge by the month, week, day or hour.



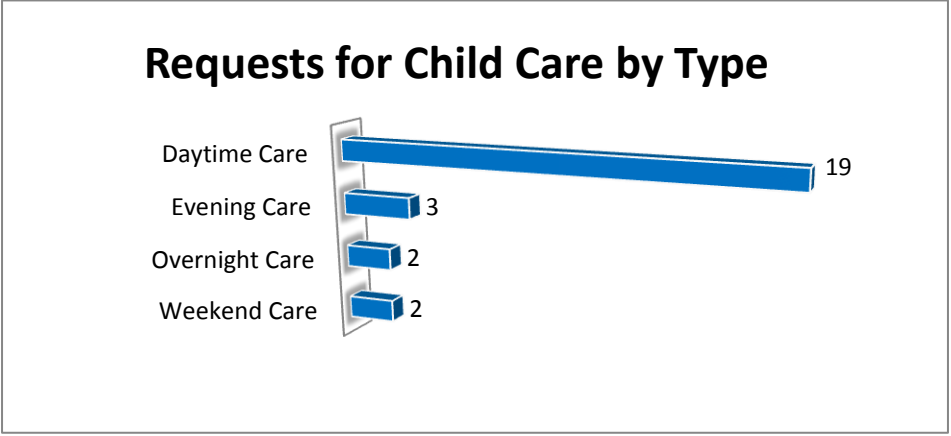
Range of Preschool Tuition Rates per month by Age

	Lowest	Highest
Three Yr Olds	\$55.00	\$55.00
Four Yr Olds +	\$70.00	\$70.00

*Preschool classes range from 1-5 days a week.

*Free preschool programs are not included in the rate ranges above.

CCR&R referred 12 families with 19 children to child care providers.



*Families may request more than one type of care for their child(ren).
Requests for Child Care data is from July 1, 2010 - June 30, 2011.

Data provided by Child Care Resource & Referral using NACCRRAware as of July 1, 2011 unless otherwise noted.