

Cerro Gordo County - July 2011

Total County Population	43,733
Children ages 0 through 5	3,078
Children ages 6 through 9	1,948
Children ages 10 through 12	1,486

Data source: Woods & Poole Population Estimates as of Dec 31, 2010

Families with all parents working & children under age 6	82%
Median Family Income	\$59,564
Average Weekly Income	\$1,145

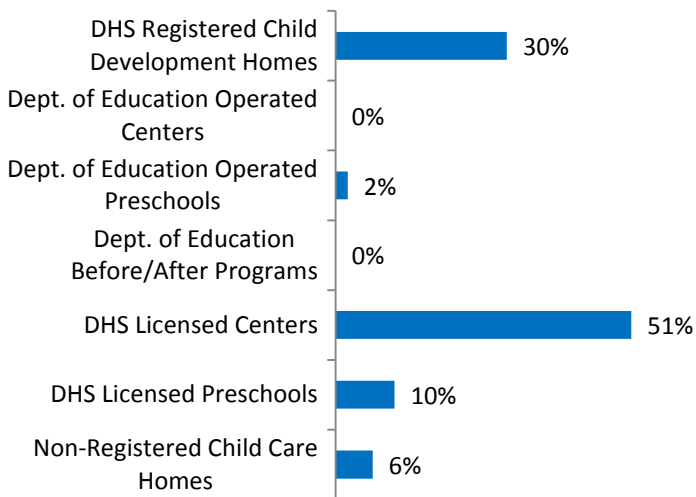
Data source: State Library of Iowa, www.iowadacenter.org



www.iowaccrr.org

1-877-216-8481

Percent of Program Spaces



CCR&R may not have all DOE programs listed since they are not regulated by DHS.

2,874 Total Spaces LISTED with CCR&R

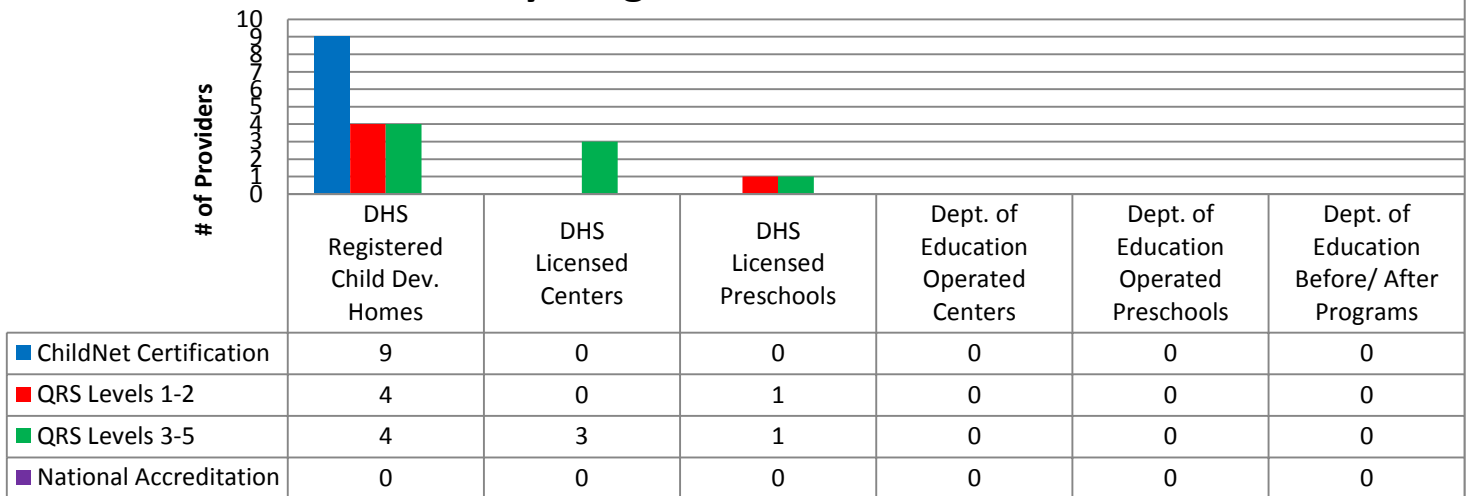
- 856 DHS Registered Child Development Homes
 - 0 Dept. of Education Operated Centers
 - 60 Dept. of Education Operated Preschools
 - 0 Dept. of Education Before/After Programs
- 1,479 DHS Licensed Centers
 - 294 DHS Licensed Preschools
 - 185 Non-Registered Child Care Homes

142 Total Programs LISTED with CCR&R

- 78 DHS Registered Child Development Homes
 - 0 Dept. of Education Operated Centers
 - 3 Dept. of Education Operated Preschools
 - 0 Dept. of Education Before/After Programs
- 16 DHS Licensed Centers
 - 8 DHS Licensed Preschools
- 37 Non-Registered Child Care Homes

*School District Dept of Education programs are not licensed by DHS but meet Standards for Child Care adopted by the State Board of Education.

Quality Programs for Providers



* Programs may choose to participate in more than one quality measure. The number of QRS Providers changes monthly.

Go to <http://www.dhs.state.ia.us/iqrs/> for up-to-date information.

*Centers, Preschools and Before/After school programs do not qualify for ChildNet Certification.

For a family earning the median income of \$59,564 with an infant in child care they would pay:

- 10% of their income before taxes, if their child was in a registered home
- 14% of their income before taxes, if their child was in a licensed center

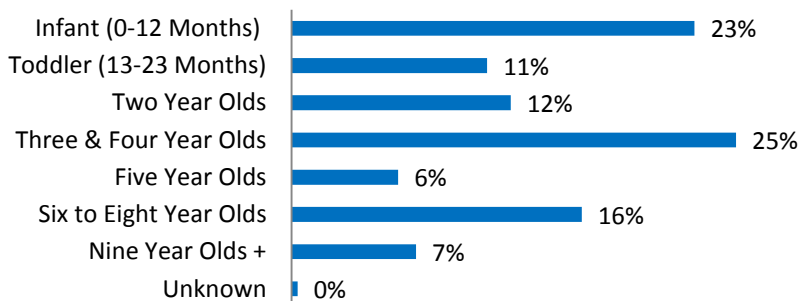
Data source: State Library of Iowa, www.iowadatatcenter.org.

Out of 142 child care programs, 98 programs report they accept DHS Child Care Assistance funded children.

Child Care Rates Per Week	Infant (0-12 Months)	Toddler (13-23 Months)	Two Year Olds	Three Year Olds	Four & Five Year Olds	Before & After School	Full Time School-Age
DHS Registered Child Development Homes	\$112.39	\$111.49	\$110.14	\$108.42	\$109.46	\$45.32	\$101.63
DHS Licensed Centers	\$157.50	\$157.50	\$135.00	\$132.50	\$122.50	\$60.00	\$135.00

* Providers may charge by the month, week, day or hour.

Percent of Requests for Child Care by Age



Range of Preschool Tuition Rates per month - by age

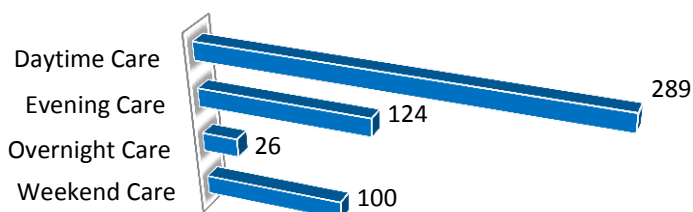
	Lowest	Highest
Three Yr Olds	\$70.00	\$70.00
Four Yr Olds +	\$97.00	\$97.00

*Preschool classes range from 1-5 days a week.

*Free preschool programs are not included in the rate ranges above.

CCR&R referred 175 families with 302 children to child care providers.

Requests for Child Care by Type



*Families may request more than one type of care for their child(ren).

Requests for Child Care data is from July 1, 2010 - June 30, 2011.

Data provided by Child Care Resource & Referral using NACCRRAware as of July 1, 2011 unless otherwise noted.