

# Cass County - July 2011

Total County Population	13,706
Children ages 0 through 5	1,054
Children ages 6 through 9	671
Children ages 10 through 12	486

Data source: Woods & Poole Population Estimates as of Dec 31, 2010.

Families with all parents working & children under age 6	73%
Median Family Income	\$47,589
Average weekly income (Annual/52)	\$ 915

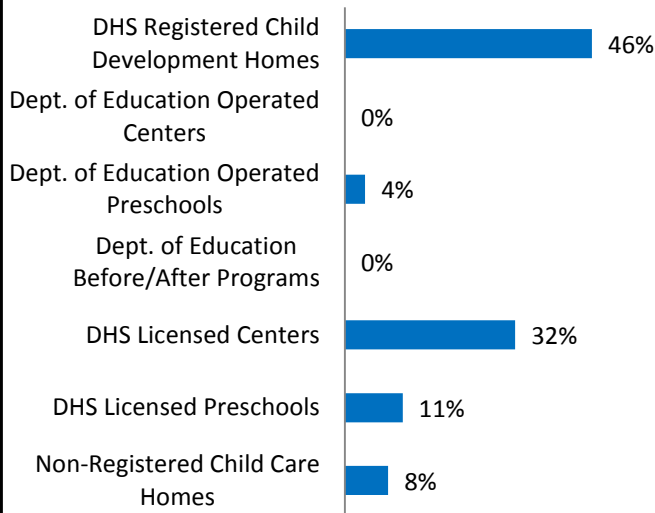
Data source: State Library of Iowa, www.iowadatatcenter.org.



swiowachildcare.org

1-800-945-9778

## Percent of Program Spaces



CCR&R may not have all DOE programs listed since they are not regulated by DHS.

## 933 Total # spaces LISTED with CCR&R

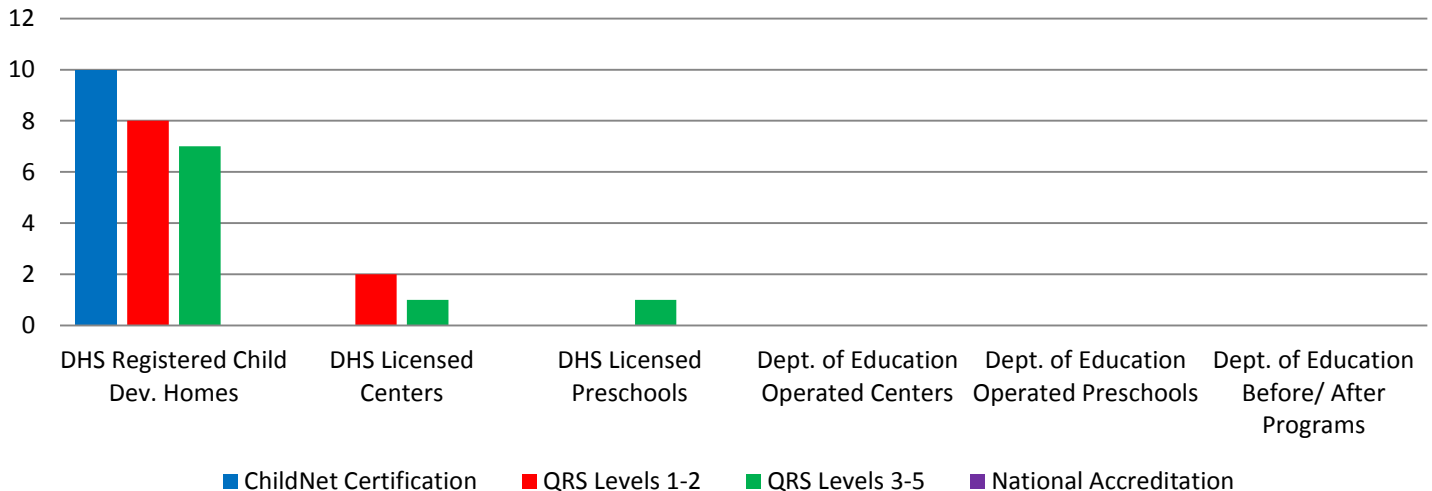
- 428 DHS Registered Child Development Homes
  - 0 Dept. of Education Operated Centers
  - 35 Dept. of Education Operated Preschools
  - 0 Dept. of Education Before/After Programs
- 295 DHS Licensed Centers
- 100 DHS Licensed Preschools
- 75 Non-Registered Child Care Homes

## 65 Total Child Care Programs LISTED with CCR&R

- 39 DHS Registered Child Development Homes
  - 1 Dept. of Education Operated Centers
  - 1 Dept. of Education Operated Preschools
  - 0 Dept. of Education Before/After Programs
- 5 DHS Licensed Centers
- 4 DHS Licensed Preschools
- 15 Non-Registered Child Care Homes

\*School District Dept of Education programs are not licensed by DHS but meet Standards for Child Care adopted by the State Board of Education.

## Quality Programs for Providers



\* Programs may choose to participate in more than one quality measure. The number of QRS Providers changes monthly.

Go to <http://www.dhs.state.ia.us/iqrs/> for up-to-date information.

\*\*Centers, Preschools and Before/After school programs do not qualify for ChildNet Certification.

**For a family earning the median income of \$47,589 with an infant in child care they would pay:**

- 13% of their income before taxes, if their child was in a center
- 12% of their income before taxes, if their child was in a child care home

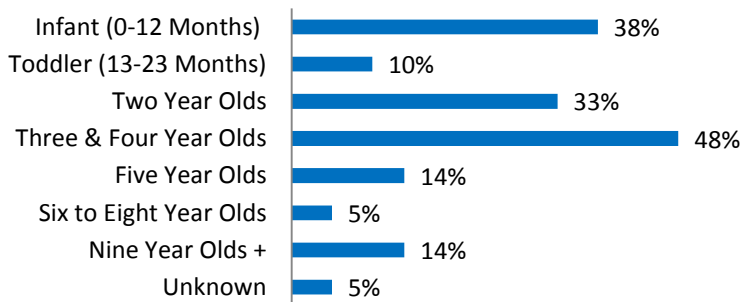
Data source: State Library of Iowa, [www.iowadatecenter.org](http://www.iowadatecenter.org).

**Out of 65 child care programs, 56 programs report they accept DHS Child Care Assistance funded children.**

Child Care Rates Per week	Infant (0-12 Months)	Toddler (13-23 months)	Two Year Olds	Three Year Olds	Four & Five Year Olds	Before & After School	Full Time School-age
DHS Registered Child Development Homes	\$113.12	\$113.01	\$112.11	\$111.82	\$109.75	\$51.80	\$113.00
DHS Licensed Centers	\$120.00	\$120.00	\$104.00	\$94.00	\$96.25	\$36.67	\$90.38

\* Note provider may charge by the month, week, day or hour.

### Percent of Requests for Child Care by Age



### Range of Preschool Tuition Rates per month by Age

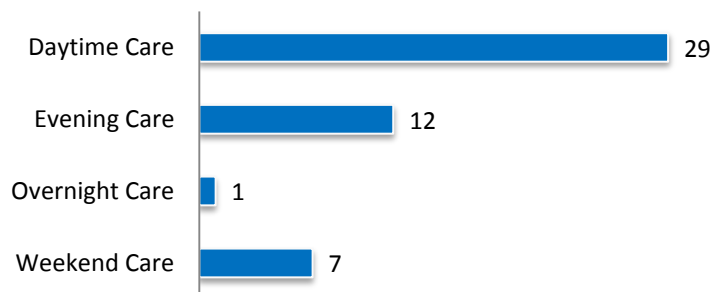
	Lowest	Highest
Three Yr Olds	\$60.00	\$150.00
Four Yr Olds +	\$60.00	\$75.00

\*Preschool classes range from 1-5 days a week.

\*Free preschool programs are not included in the rate ranges above.

**CCR&R referred 21 families with 35 children to child care providers.**

### Requests for Child Care by Type



\*Families may request more than one type of care for their child(ren).  
Requests for Child Care data is from July 1 - June 30, 2011

Data provided by Child Care Resource & Referral using NACCRRAware as of July 1, 2011 unless otherwise noted.

Cass County