

# Carroll County - July 2011

Total County Population	20,714
Children ages 0 through 5	1,715
Children ages 6 through 9	1,053
Children ages 10 through 12	777

Data source: Woods & Poole Population Estimates as of Dec 31, 2010.

Families with all parents working & children under age 6	82%
Median Family Income	\$62,028
Average weekly income (Annual/52)	\$ 1,193

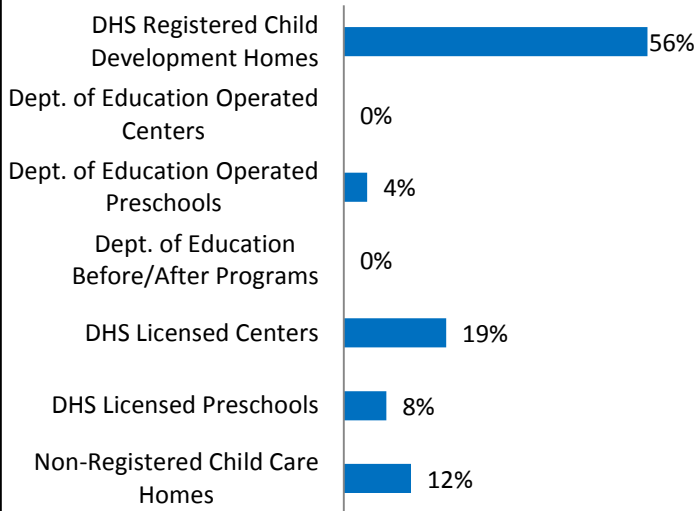
Data source: State Library of Iowa, www.iowadatecenter.org.



swiowachildcare.org

800-945-9778

## Percent of Program Spaces



CCR&R may not have all DOE programs listed since they are not regulated by DHS.

## 1966 Total # spaces LISTED with CCR&R

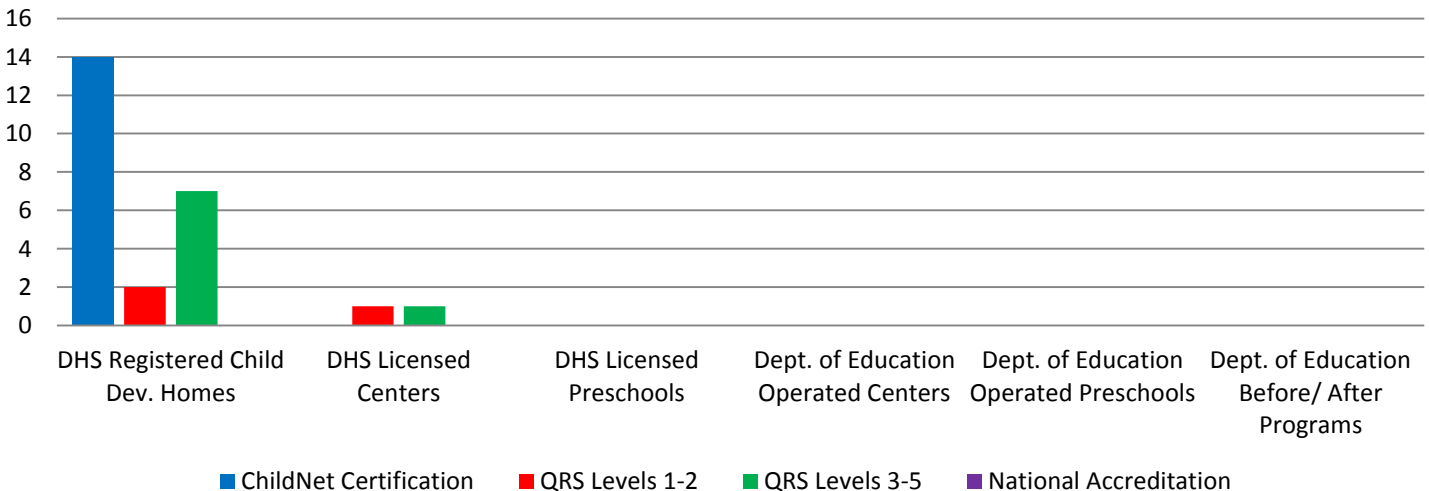
- 1108 DHS Registered Child Development Homes
  - 0 Dept. of Education Operated Centers
  - 85 Dept. of Education Operated Preschools
  - 0 Dept. of Education Before/After Programs
- 373 DHS Licensed Centers
- 155 DHS Licensed Preschools
- 245 Non-Registered Child Care Homes

## 154 Total Child Care Programs LISTED with CCR&R

- 89 DHS Registered Child Development Homes
  - 0 Dept. of Education Operated Centers
  - 4 Dept. of Education Operated Preschools
  - 0 Dept. of Education Before/After Programs
- 6 DHS Licensed Centers
- 6 DHS Licensed Preschools
- 49 Non-Registered Child Care Homes

\*School District Dept of Education programs are not licensed by DHS but meet Standards for Child Care adopted by the State Board of Education.

## Quality Programs for Providers



\* Programs may choose to participate in more than one quality measure. The number of QRS Providers changes monthly.

Go to <http://www.dhs.state.ia.us/iqrs/> for up-to-date information.

\*\*Centers, Preschools and Before/After school programs do not qualify for ChildNet Certification.

For a family earning the median income of \$62,028 with an infant in child care they would pay:

- 12% of their income before taxes, if their child was in a center
- 10% of their income before taxes, if their child was in a child care home

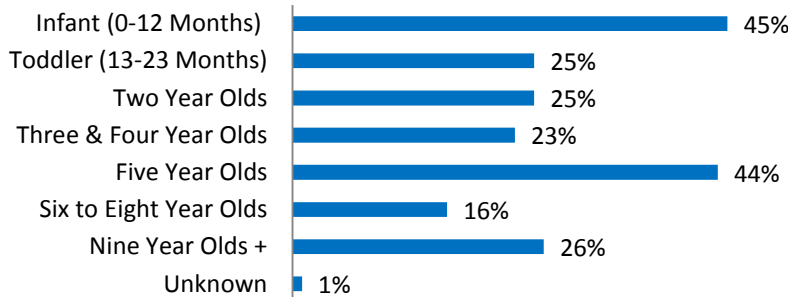
Data source: State Library of Iowa, www.iowadatecenter.org.

**Out of 154 child care programs, 117 programs report they accept DHS Child Care Assistance funded children.**

Child Care Rates Per week	Infant (0-12 Months)	Toddler (13-23 months)	Two Year Olds	Three Year Olds	Four & Five Year Olds	Before & After School	Full Time School-age
DHS Registered Child Development Homes	\$119.09	\$117.41	\$114.93	\$114.78	\$114.78	\$60.53	\$111.20
DHS Licensed Centers	\$150.25	\$150.25	\$139.88	\$139.88	\$139.88	\$72.67	\$139.88

\* Note provider may charge by the month, week, day or hour.

### Percent of Requests for Child Care by Age



### Range of Preschool Tuition Rates per month by Age

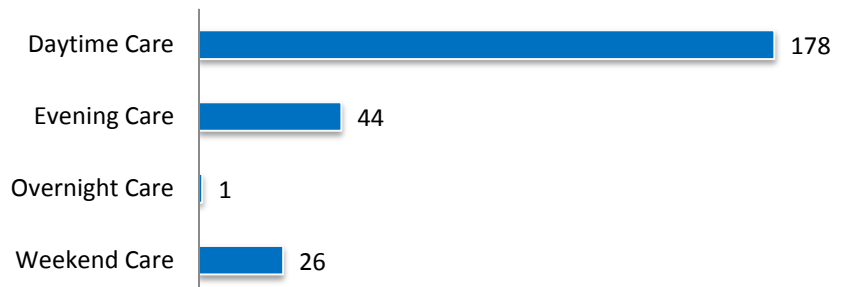
	Lowest	Highest
Three Yr Olds	N/A	N/A
Four Yr Olds +	\$25.00	\$190.00

\*Preschool classes range from 1-5 days a week.

\*Free preschool programs are not included in the rate ranges above.

**CCR&R referred 96 families with 183 children to child care providers.**

### Requests for Child Care by Type



\*Families may request more than one type of care for their child(ren).

Requests for Child Care data is from July 1 - June 30, 2011

Data provided by Child Care Resource & Referral using NACCRRAware as of July 1, 2011 unless otherwise noted.

Carroll County