

Butler County - July 2011

Total County Population	14,337
Children ages 0 through 5	1,089
Children ages 6 through 9	714
Children ages 10 through 12	494

Data source: Woods & Poole Population Estimates as of Dec 31, 2010

Families with all parents working & children under age 6	75%
Median Family Income	\$57,557
Average Weekly Income	\$1,107

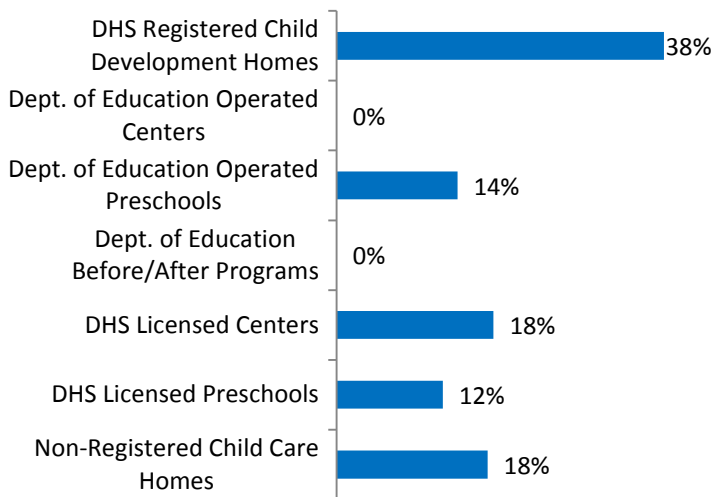
Data source: State Library of Iowa, www.iowadacenter.org



www.iowaccrr.org

1-877-216-8481

Percent of Program Spaces



CCR&R may not have all DOE programs listed since they are not regulated by DHS.

885 Total Spaces LISTED with CCR&R

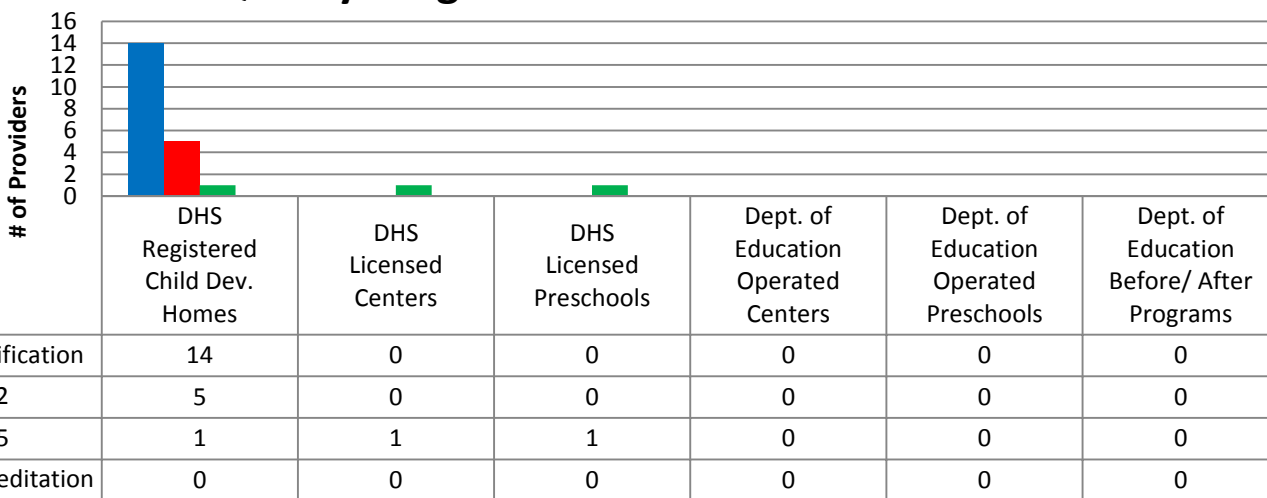
- 336 DHS Registered Child Development Homes
 - 0 Dept. of Education Operated Centers
- 124 Dept. of Education Operated Preschools
 - 0 Dept. of Education Before/After Programs
- 161 DHS Licensed Centers
- 109 DHS Licensed Preschools
- 155 Non-Registered Child Care Homes

74 Total Programs LISTED with CCR&R

- 31 DHS Registered Child Development Homes
 - 0 Dept. of Education Operated Centers
- 6 Dept. of Education Operated Preschools
- 0 Dept. of Education Before/After Programs
- 3 DHS Licensed Centers
- 3 DHS Licensed Preschools
- 31 Non-Registered Child Care Homes

*School District Dept of Education programs are not licensed by DHS but meet Standards for Child Care adopted by the State Board of Education.

Quality Programs for Providers



* Programs may choose to participate in more than one quality measure. The number of QRS Providers changes monthly.

Go to <http://www.dhs.state.ia.us/iqrs/> for up-to-date information.

*Centers, Preschools and Before/After school programs do not qualify for ChildNet Certification.

For a family earning the median income of \$57,557 with an infant in child care they would pay:

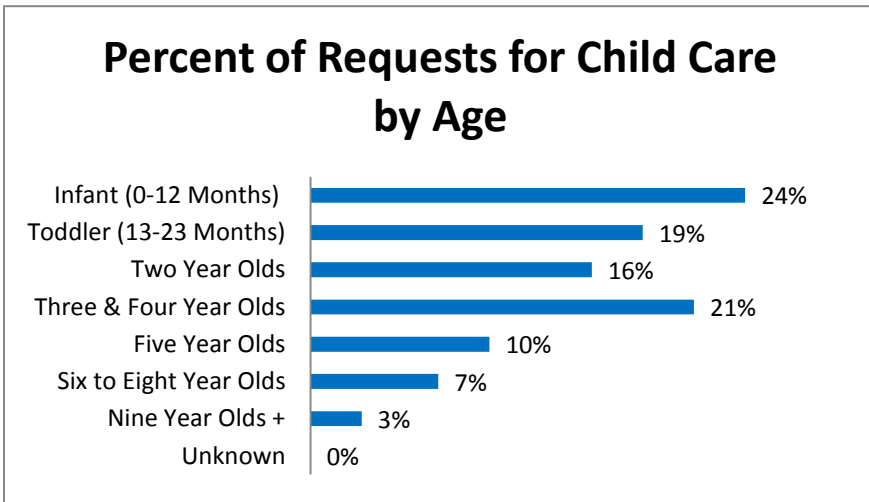
- 10% of their income before taxes, if their child was in a registered home
- 13% of their income before taxes, if their child was in a licensed center

Data source: State Library of Iowa, www.iowadatatcenter.org.

Out of 74 child care programs, 55 programs report they accept DHS Child Care Assistance funded children.

Child Care Rates Per Week	Infant (0-12 Months)	Toddler (13-23 Months)	Two Year Olds	Three Year Olds	Four & Five Year Olds	Before & After School	Full Time School-Age
DHS Registered Child Development Homes	\$109.53	\$103.95	\$103.05	\$102.90	\$102.36	\$57.53	\$106.37
DHS Licensed Centers	\$144.00	\$144.00	\$129.60	\$121.00	\$118.75	\$38.95	\$115.38

* Providers may charge by the month, week, day or hour.



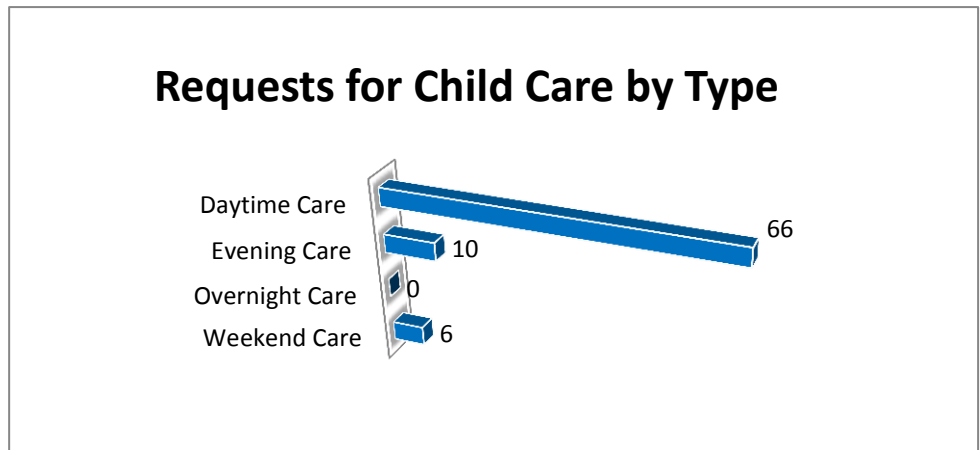
Range of Preschool Tuition Rates per month - by age

	Lowest	Highest
Three Yr Olds	\$50.00	\$60.00
Four Yr Olds +	\$95.00	\$95.00

*Preschool classes range from 1-5 days a week.

*Free preschool programs are not included in the rate ranges above.

CCR&R referred 51 families with 70 children to child care providers.



*Families may request more than one type of care for their child(ren).

Requests for Child Care data is from July 1, 2010 - June 30, 2011.

Data provided by Child Care Resource & Referral using NACCRRAware as of July 1, 2011 unless otherwise noted.