

Buchanan County - July 2011

Total County Population	20,938
Children ages 0 through 5	1,919
Children ages 6 through 9	1,275
Children ages 10 through 12	963

Data source: Woods & Poole Population Estimates as of Dec 31, 2010

Families with all parents working & children under age 6	72%
Median Family Income	\$60,322
Average Weekly Income	\$1,160

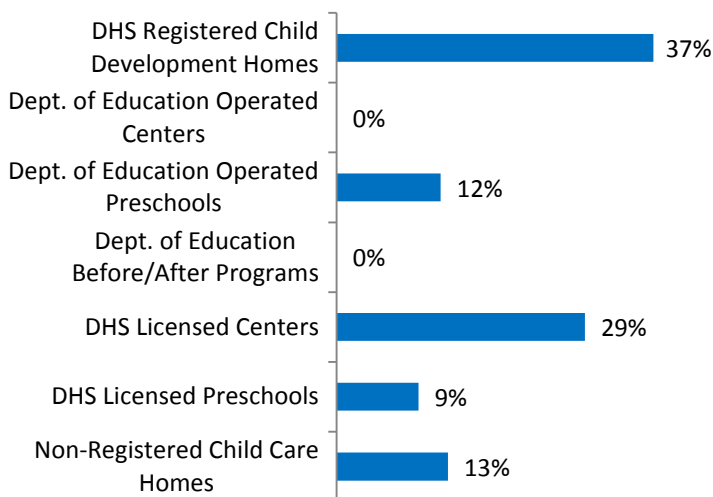
Data source: State Library of Iowa, www.iowadacenter.org



www.iowaccrr.org

1-877-216-8481

Percent of Program Spaces



CCR&R may not have all DOE programs listed since they are not regulated by DHS.

969 Total Spaces LISTED with CCR&R

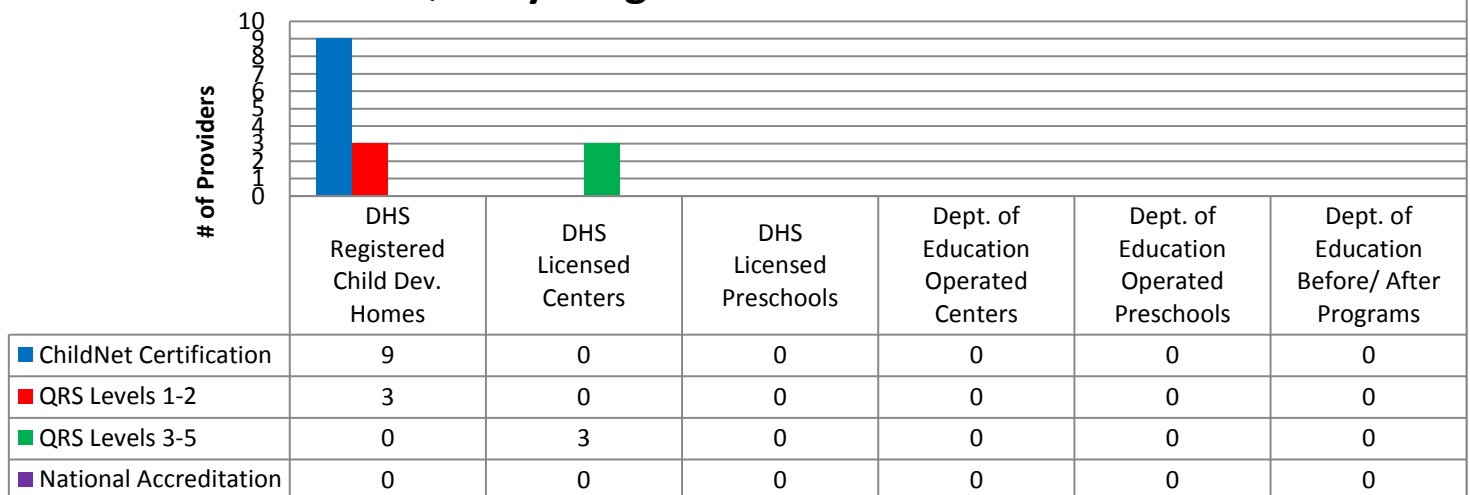
- 356 DHS Registered Child Development Homes
 - 0 Dept. of Education Operated Centers
- 117 Dept. of Education Operated Preschools
 - 0 Dept. of Education Before/After Programs
- 279 DHS Licensed Centers
 - 92 DHS Licensed Preschools
- 125 Non-Registered Child Care Homes

68 Total Programs LISTED with CCR&R

- 32 DHS Registered Child Development Homes
 - 0 Dept. of Education Operated Centers
- 4 Dept. of Education Operated Preschools
 - 0 Dept. of Education Before/After Programs
- 4 DHS Licensed Centers
 - 3 DHS Licensed Preschools
- 25 Non-Registered Child Care Homes

*School District Dept of Education programs are not licensed by DHS but meet Standards for Child Care adopted by the State Board of Education.

Quality Programs for Providers



* Programs may choose to participate in more than one quality measure. The number of QRS Providers changes monthly.

Go to <http://www.dhs.state.ia.us/iqrs/> for up-to-date information.

*Centers, Preschools and Before/After school programs do not qualify for ChildNet Certification.

For a family earning the median income of \$60,322 with an infant in child care they would pay:

- 11% of their income before taxes, if their child was in a registered home
- 16% of their income before taxes, if their child was in a licensed center

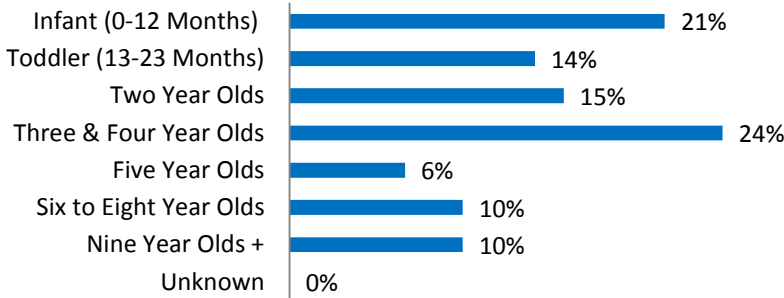
Data source: State Library of Iowa, www.iowadatatcenter.org.

Out of 68 child care programs, 51 programs report they accept DHS Child Care Assistance funded children.

Child Care Rates Per Week	Infant (0-12 Months)	Toddler (13-23 Months)	Two Year Olds	Three Year Olds	Four & Five Year Olds	Before & After School	Full Time School-Age
DHS Registered Child Development Homes	\$121.90	\$121.90	\$120.65	\$120.65	\$120.65	\$48.55	\$116.10
DHS Licensed Centers	\$140.85	\$140.85	\$132.75	\$129.15	\$129.15	\$54.40	\$116.55

* Providers may charge by the month, week, day or hour.

Percent of Requests for Child Care by Age



Range of Preschool Tuition Rates per month - by age

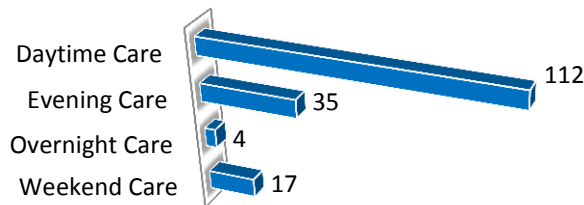
	Lowest	Highest
Three Yr Olds	N/A	N/A
Four Yr Olds +	N/A	N/A

*Preschool classes range from 1-5 days a week.

*Free preschool programs are not included in the rate ranges above.

CCR&R referred 76 families with 124 children to child care providers.

Requests for Child Care by Type



*Families may request more than one type of care for their child(ren).

Requests for Child Care data is from July 1, 2010 - June 30, 2011.

Data provided by Child Care Resource & Referral using NACCRRAware as of July 1, 2011 unless otherwise noted.