

Boone County -July 2011

Total County Population	26,093
Children ages 0 through 5	1,888
Children ages 6 through 9	1,258
Children ages 10 through 12	991

Data source: Woods & Poole Population Estimates as of Dec 31, 2010.

Families with all parents working & children under age 6	74%
Median Family Income	\$ 62,445
Average weekly income (Annual/52)	\$ 1,201

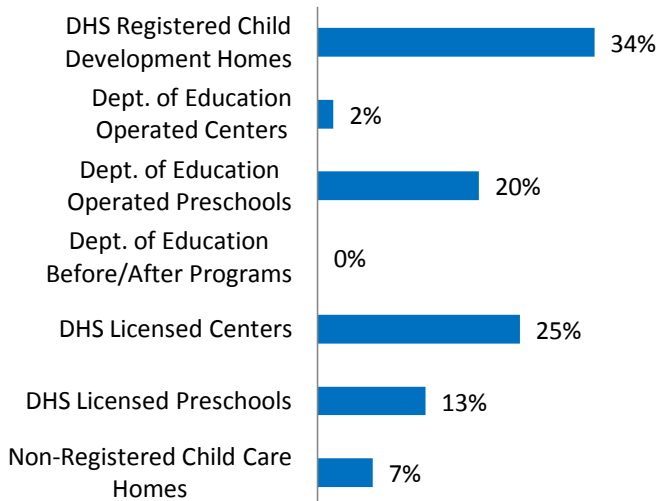
Data source: State Library of Iowa, www.iowadatatcenter.org.



www.iowaccrr.org

1-877-216-8481

Percent of Program Spaces



CCR&R may not have all DOE programs listed since they are not regulated by DHS.

1041 Total # spaces LISTED with CCR&R

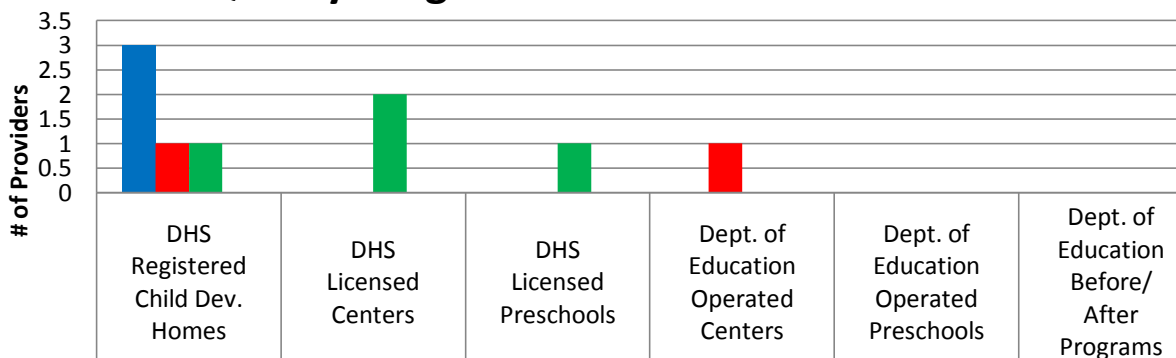
- 352 DHS Registered Child Development Homes
- 20 Dept. of Education Operated Centers
- 205 Dept. of Education Operated Preschools
- 0 Dept. of Education Before/After Programs
- 257 DHS Licensed Centers
- 137 DHS Licensed Preschools
- 70 Non-Registered Child Care Homes

Total Child Care Programs LISTED with 57 CCR&R

- 29 DHS Registered Child Development Homes
- 1 Dept. of Education Operated Centers
- 2 Dept. of Education Operated Preschools
- 0 Dept. of Education Before/After Programs
- 3 DHS Licensed Centers
- 4 DHS Licensed Preschools
- 18 Non-Registered Child Care Homes

*School District Dept of Education programs are not licensed by DHS but meet Standards for Child Care adopted by the State Board of Education.

Quality Programs for Providers



	DHS Registered Child Dev. Homes	DHS Licensed Centers	DHS Licensed Preschools	Dept. of Education Operated Centers	Dept. of Education Operated Preschools	Dept. of Education Before/After Programs
ChildNet Certification	3	0	0	0	0	0
QRS Levels 1-2	1	0	0	1	0	0
QRS Levels 3-5	1	2	1	0	0	0
National Accreditation	0	0	0	0	0	0

* Programs may choose to participate in more than one quality measure. The number of QRS Providers changes monthly.

Go to <http://www.dhs.state.ia.us/iqrs/> for up-to-date information.

**Centers, Preschools and Before/After school programs do not qualify for ChildNet Certification.

For a family earning the median income of \$62,445 with an infant in child care they would pay:

- 10% of their income before taxes, if their child was in a center
- 13% of their income before taxes, if their child was in a child care home

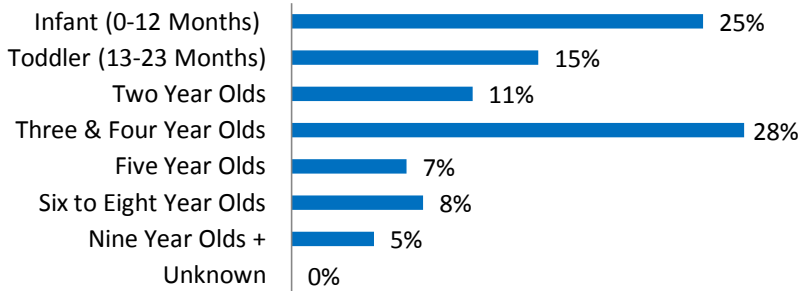
Data source: State Library of Iowa, www.iowadatatcenter.org.

Out of 57 child care programs, 41 programs report they accept DHS Child Care Assistance funded children.

Child Care Rates Per week	Infant (0-12 Months)	Toddler (13-23 months)	Two Year Olds	Three Year Olds	Four & Five Year Olds	Before & After School	Full Time School-age
DHS Registered Child Development Homes	\$118.33	\$118.33	\$116.94	\$116.94	\$116.11	\$56.43	\$112.69
DHS Licensed Centers	\$155.00	\$155.00	\$140.00	\$140.00	\$135.00	\$85.00	\$125.00

* Note provider may charge by the month, week, day or hour.

Percent of Requests for Child Care by Age



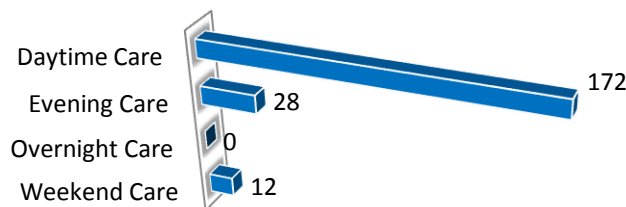
Range of Preschool Tuition Rates per month by Age

	Lowest	Highest
Three Yr Olds	\$60.00	\$80.00
Four Yr Olds +	\$60.00	\$125.00

*Preschool classes range from 1-5 days a week.
*Free preschool programs are not included in the rate ranges above.

CCR&R referred 121 families with 197 children to child care providers.

Requests for Child Care by Type



*Families may request more than one type of care for their child(ren).
Requests for Child Care data is from July 1 2010 - June 30, 2011

Data provided by Child Care Resource & Referral using NACCRRAware as of January 1, 2011 unless otherwise noted.