

# Black Hawk County - July 2011

Total County Population	129,565
Children ages 0 through 5	10,477
Children ages 6 through 9	6,115
Children ages 10 through 12	4,336

Data source: Woods & Poole Population Estimates as of Dec 31, 2010

Families with all parents working & children under age 6	71%
Median Family Income	\$56,310
Average Weekly Income	\$1,083

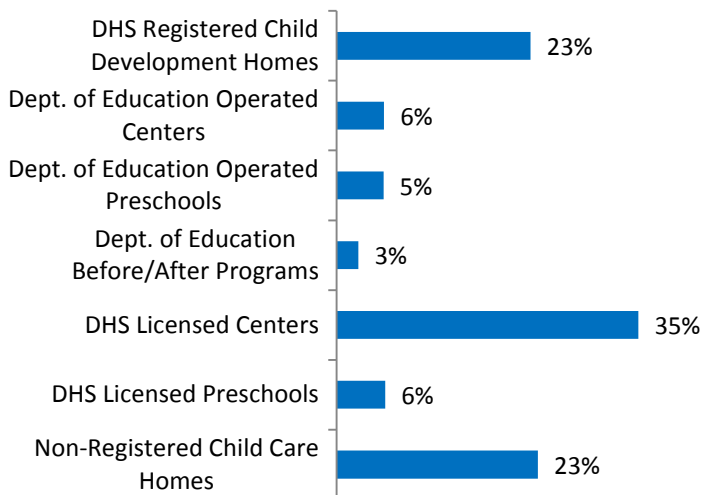
Data source: State Library of Iowa, www.iowadacenter.org



www.iowaccrr.org

1-877-216-8481

## Percent of Program Spaces



CCR&R may not have all DOE programs listed since they are not regulated by DHS.

## 9,098 Total Spaces LISTED with CCR&R

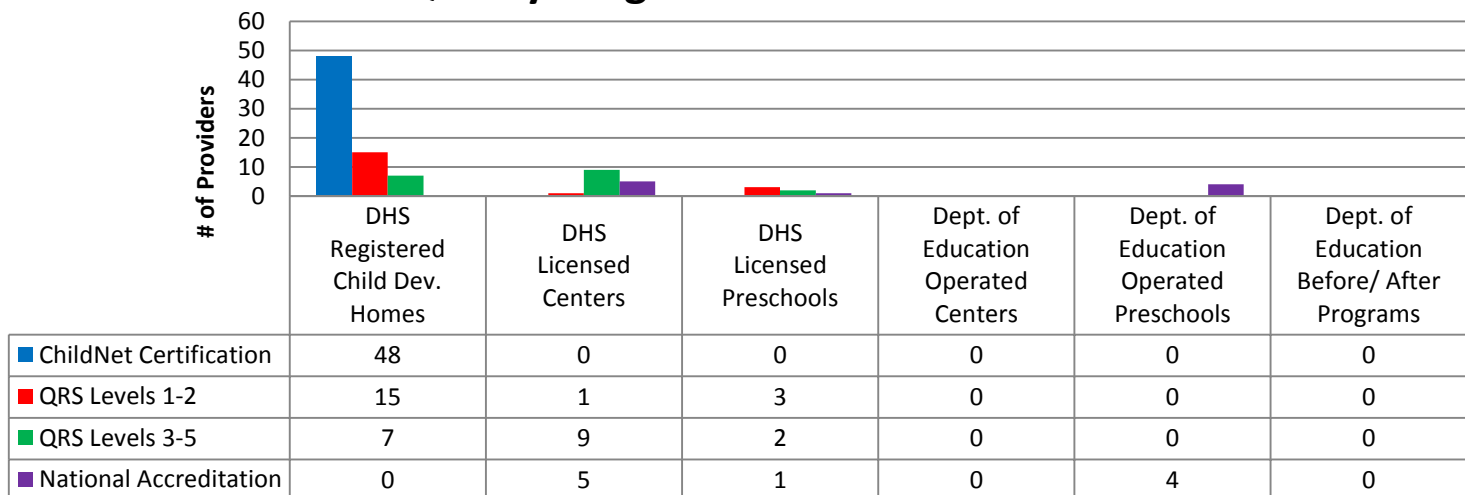
- 2,048 DHS Registered Child Development Homes
  - 501 Dept. of Education Operated Centers
  - 497 Dept. of Education Operated Preschools
  - 230 Dept. of Education Before/After Programs
- 3,185 DHS Licensed Centers
  - 512 DHS Licensed Preschools
- 2,125 Non-Registered Child Care Homes

## 710 Total Programs LISTED with CCR&R

- 195 DHS Registered Child Development Homes
  - 13 Dept. of Education Operated Centers
  - 22 Dept. of Education Operated Preschools
  - 7 Dept. of Education Before/After Programs
- 36 DHS Licensed Centers
  - 12 DHS Licensed Preschools
- 425 Non-Registered Child Care Homes

\*School District Dept of Education programs are not licensed by DHS but meet Standards for Child Care adopted by the State Board of Education.

## Quality Programs for Providers



\* Programs may choose to participate in more than one quality measure. The number of QRS Providers changes monthly.

Go to <http://www.dhs.state.ia.us/iqrs/> for up-to-date information.

\*Centers, Preschools and Before/After school programs do not qualify for ChildNet Certification.

**For a family earning the median income of \$56,310 with an infant in child care they would pay:**

- 12% of their income before taxes, if their child was in a registered home
- 15% of their income before taxes, if their child was in a licensed center

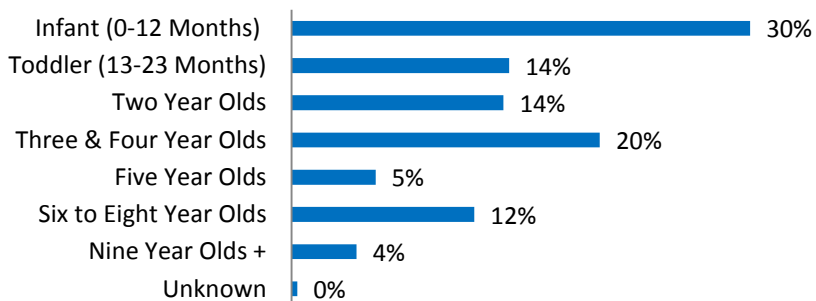
Data source: State Library of Iowa, [www.iowadatatcenter.org](http://www.iowadatatcenter.org).

**Out of 710 child care programs, 557 programs report they accept DHS Child Care Assistance funded children.**

Child Care Rates Per Week	Infant (0-12 Months)	Toddler (13-23 Months)	Two Year Olds	Three Year Olds	Four & Five Year Olds	Before & After School	Full Time School-Age
DHS Registered Child Development Homes	\$126.50	\$124.82	\$122.36	\$121.28	\$118.70	\$57.18	\$117.23
DHS Licensed Centers	\$167.38	\$165.75	\$147.44	\$139.61	\$138.11	\$96.00	\$172.00

\* Providers may charge by the month, week, day or hour.

### Percent of Requests for Child Care by Age



### Range of Preschool Tuition Rates per month - by age

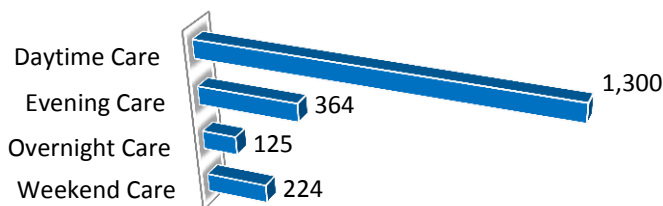
	Lowest	Highest
Three Yr Olds	\$55.00	\$115.00
Four Yr Olds +	\$75.00	\$115.00

\*Preschool classes range from 1-5 days a week.

\*Free preschool programs are not included in the rate ranges above.

**CCR&R referred 857 families with 1368 children to child care providers.**

### Requests for Child Care by Type



\*Families may request more than one type of care for their child(ren).

Requests for Child Care data is from July 1, 2010 - June 30, 2011.

Data provided by Child Care Resource & Referral using NACCRRAware as of July 1, 2011 unless otherwise noted.