

# Appanoose County - July 2011

Total County Population	12,676
Children ages 0 through 5	992
Children ages 6 through 9	591
Children ages 10 through 12	433

Data source: Woods & Poole Population Estimates as of Dec 31, 2010

Families with all parents working & children under age 6	75%
Median Family Income	\$41,107
Average Weekly Income	\$791

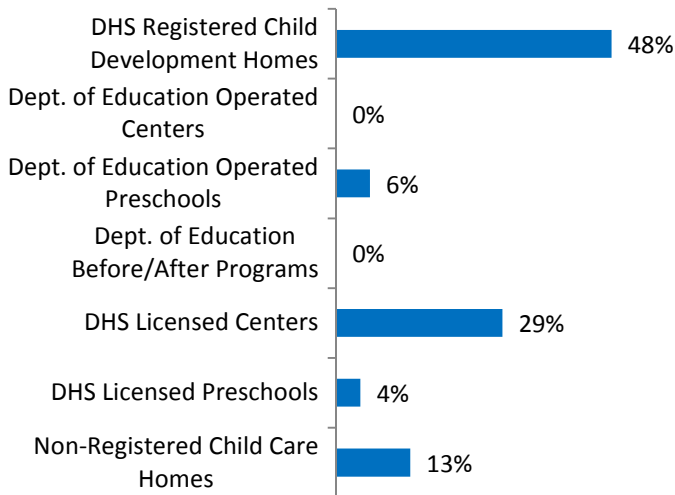
Data source: State Library of Iowa, www.iowadatatcenter.org



www.iowaccrr.org

1-877-216-8481

## Percent of Program Spaces



CCR&R may not have all DOE programs listed since they are not regulated by DHS.

## 542 Total Spaces LISTED with CCR&R

- 260 DHS Registered Child Development Homes
  - 0 Dept. of Education Operated Centers
  - 32 Dept. of Education Operated Preschools
  - 0 Dept. of Education Before/After Programs
- 157 DHS Licensed Centers
  - 23 DHS Licensed Preschools
  - 70 Non-Registered Child Care Homes

## 44 Total Programs LISTED with CCR&R

- 24 DHS Registered Child Development Homes
  - 0 Dept. of Education Operated Centers
  - 2 Dept. of Education Operated Preschools
  - 0 Dept. of Education Before/After Programs
- 3 DHS Licensed Centers
  - 1 DHS Licensed Preschools
  - 14 Non-Registered Child Care Homes

\*School District Dept of Education programs are not licensed by DHS but meet Standards for Child Care adopted by the State Board of Education.

## Quality Programs for Providers



	DHS Registered Child Dev. Homes	DHS Licensed Centers	DHS Licensed Preschools	Dept. of Education Operated Centers	Dept. of Education Operated Preschools	Dept. of Education Before/ After Programs
ChildNet Certification	2	0	0	0	0	0
QRS Levels 1-2	3	1	0	0	0	0
QRS Levels 3-5	0	1	0	0	0	0
National Accreditation	0	0	0	0	0	0

\* Programs may choose to participate in more than one quality measure. The number of QRS Providers changes monthly.

Go to <http://www.dhs.state.ia.us/iqrs/> for up-to-date information.

\*Centers, Preschools and Before/After school programs do not qualify for ChildNet Certification.

**For a family earning the median income of \$41,107 with an infant in child care they would pay:**

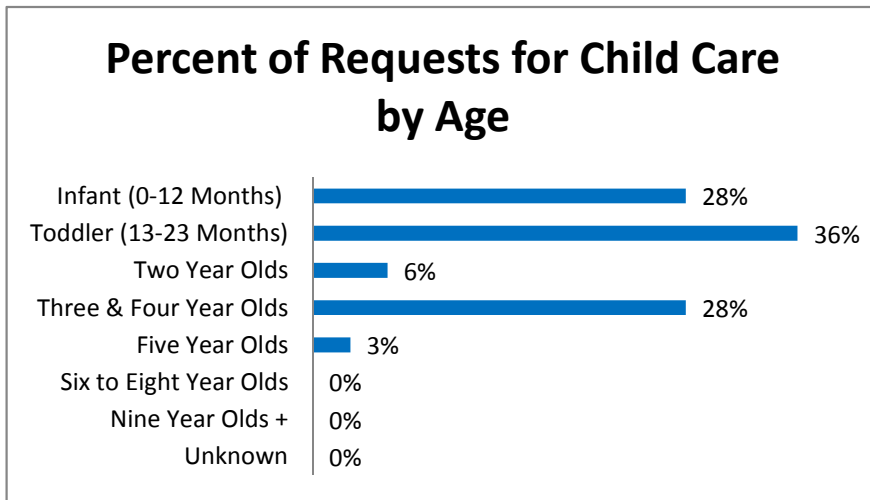
- 16% of their income before taxes, if their child was in a registered home
- 16% of their income before taxes, if their child was in a licensed center

Data source: State Library of Iowa, www.iowadatabase.org.

**Out of 44 child care programs, 40 programs report they accept DHS Child Care Assistance funded children.**

Child Care Rates Per Week	Infant (0-12 Months)	Toddler (13-23 Months)	Two Year Olds	Three Year Olds	Four & Five Year Olds	Before & After School	Full Time School-Age
DHS Registered Child Development Homes	\$108.00	\$107.10	\$107.10	\$106.65	\$106.65	\$51.00	\$106.65
DHS Licensed Centers	\$123.75	\$123.75	\$123.75	\$112.50	\$112.50	\$49.80	\$112.50

\* Providers may charge by the month, week, day or hour.



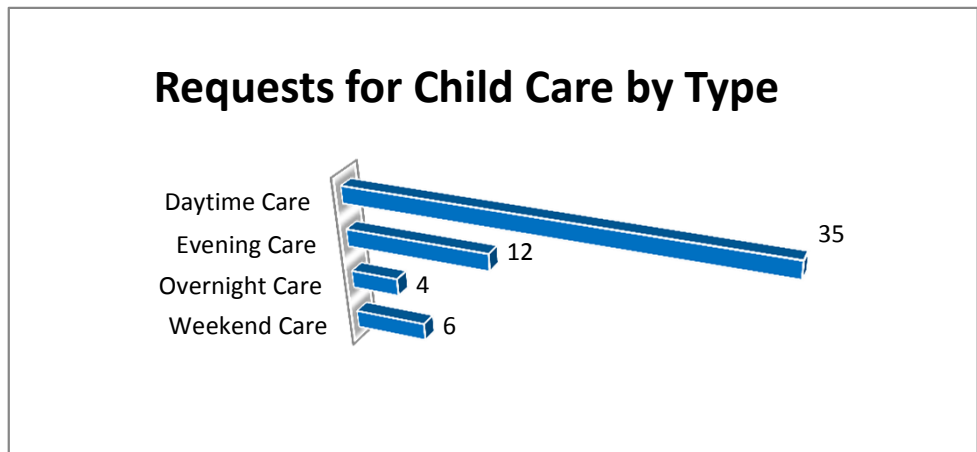
### Range of Preschool Tuition Rates per month - by age

	Lowest	Highest
Three Yr Olds	NA	NA
Four Yr Olds +	\$85.00	\$200.00

\*Preschool classes range from 1-5 days a week.

\*Free preschool programs are not included in the rate ranges above.

**CCR&R referred 25 families with 36 children to child care providers.**



\*Families may request more than one type of care for their child(ren).

Requests for Child Care data is from July 1, 2010 - June 30, 2011.

Data provided by Child Care Resource & Referral using NACCRRAware as of July 1, 2011 unless otherwise noted.