

Region 1 Northwest Iowa- July 2011

Total Region Population	415,618
Children ages 0 through 5	34,556
Children ages 6 through 9	22,042
Children ages 10 through 12	16,118

Data source: Woods & Poole Population Estimates as of Dec 31, 2010.

Families with all parents working & children under age 6	74%
Median Family Income	\$55,935
Average Weekly Income	\$1,076

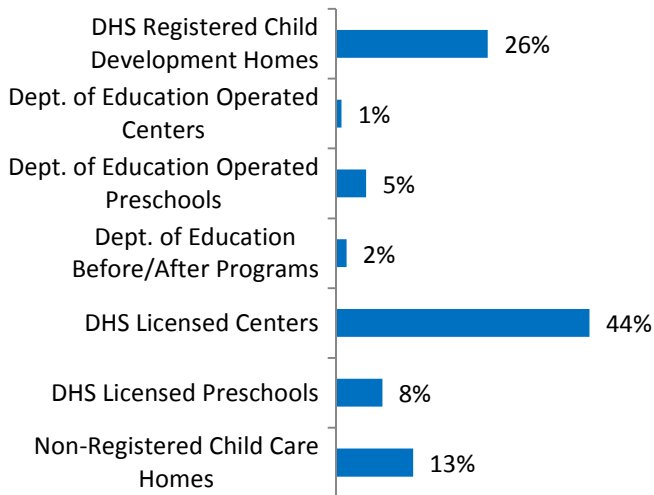
Data source: State Library of Iowa, www.iowadatacenter.org



www.iowaccrr.org

1-877-216-8481

Percent of Program Spaces



CCR&R may not have all DOE programs listed since they are not regulated by DHS.

26,184 Total Spaces LISTED with CCR&R

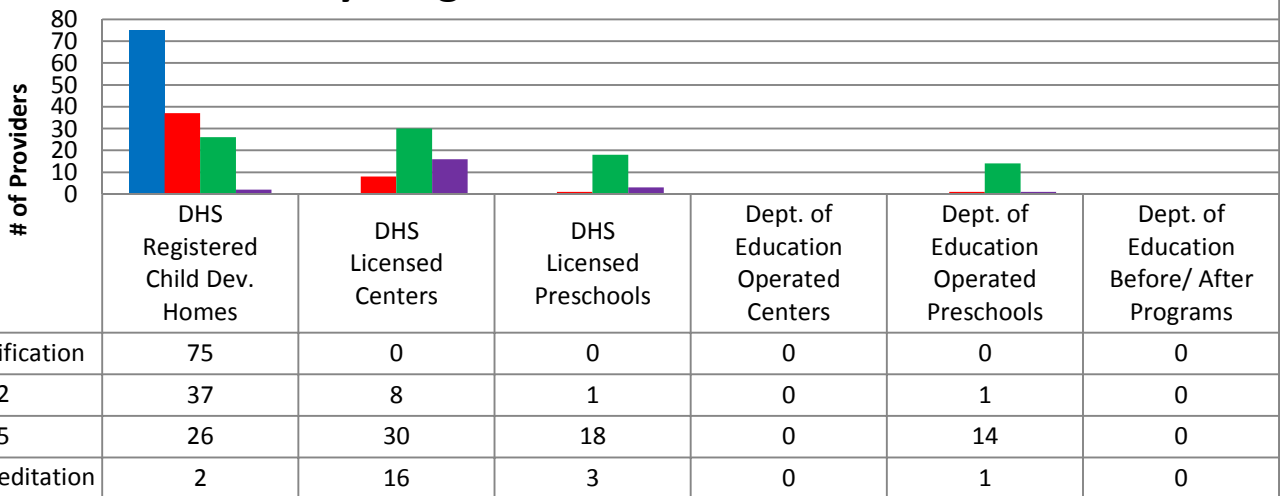
- 6,912 DHS Registered Child Development Homes
- 248 Dept. of Education Operated Centers
- 1,375 Dept. of Education Operated Preschools
- 477 Dept. of Education Before/After Programs
- 11,552 DHS Licensed Centers
- 2,110 DHS Licensed Preschools
- 3,510 Non-Registered Child Care Homes

1,658 Total Programs LISTED with CCR&R

- 623 DHS Registered Child Development Homes
- 5 Dept. of Education Operated Centers
- 63 Dept. of Education Operated Preschools
- 9 Dept. of Education Before/After Programs
- 172 DHS Licensed Centers
- 84 DHS Licensed Preschools
- 702 Non-Registered Child Care Homes

*School District Dept of Education programs are not licensed by DHS but meet Standards for Child Care adopted by the State Board of Education.

Quality Programs for Providers



* Programs may choose to participate in more than one quality measure. The number of QRS Providers changes monthly.

Go to <http://www.dhs.state.ia.us/iqrs/> for up-to-date information.

*Centers, Preschools and Before/After school programs do not qualify for ChildNet Certification.

For a family earning the median income of \$55,935 with an infant in child care they would pay:

- 11% of their income before taxes, if their child was in a registered home
- 13% of their income before taxes, if their child was in a licensed center

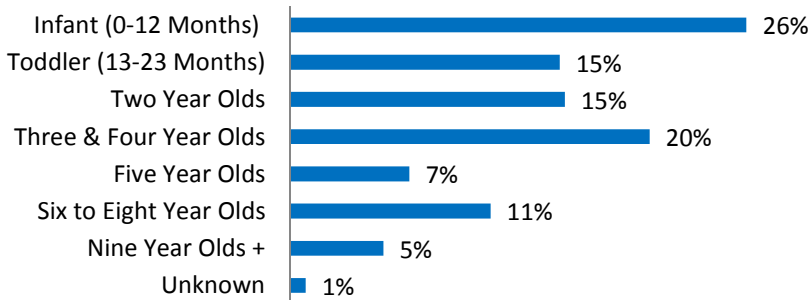
Data source: State Library of Iowa, www.iowadatabase.org.

Out of 1658 child care programs, 1274 programs report they accept DHS Child Care Assistance funded children.

Child Care Rates Per Week	Infant (0-12 Months)	Toddler (13-23 Months)	Two Year Olds	Three Year Olds	Four & Five Year Olds	Before & After School	Full Time School-Age
DHS Registered Child Development Homes	\$113.78	\$112.76	\$110.84	\$110.14	\$108.91	\$49.80	\$107.03
DHS Licensed Centers	\$135.42	\$134.82	\$121.02	\$114.81	\$113.69	\$53.73	\$111.46

* Providers may charge by the month, week, day or hour.

Percent of Requests for Child Care by Age



Range of Preschool Tuition Rates per month - by age

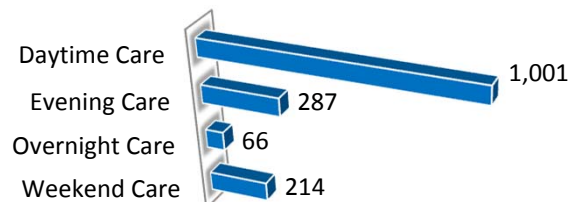
	Lowest	Highest
Three Yr Olds	\$30.00	\$320.00
Four Yr Olds +	\$35.00	\$320.00

*Preschool classes range from 1-5 days a week.

*Free preschool programs are not included in the rate ranges above.

CCR&R referred 635 families with 1035 children to child care providers.

Requests for Child Care by Type



*Families may request more than one type of care for their child(ren).

Requests for Child Care data is from July 1, 2010 - June 30, 2011.

Data provided by Child Care Resource & Referral using NACCRRAware as of July 1, 2011 unless otherwise noted.