

# Winnebago County - January 2010

Total County Population	10,889
Children ages 0 through 5	668
Children ages 6 through 9	462
Children ages 10 through 12	394

Data source: Woods & Poole Population Estimates as of Dec 31, 2009.

Families with all parents working & children under age 6	84.0%
Median Family Income	\$ 47,306
Average weekly income (Annual/52)	\$ 910

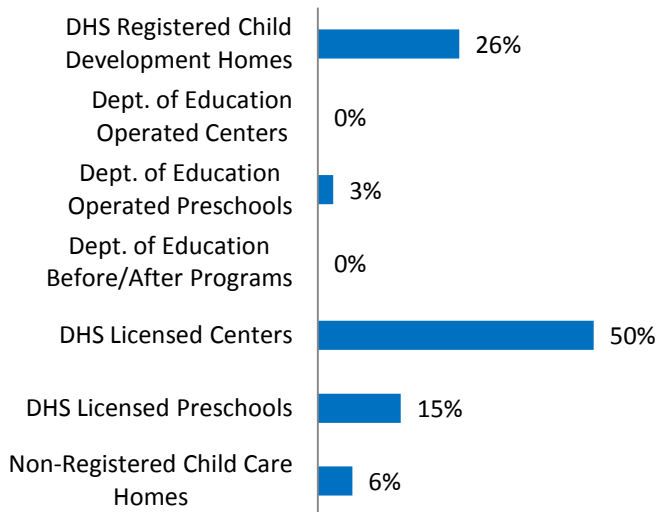
Data source: State Library of Iowa, www.iowadatatcenter.org.



www.iowaccrr.org

1-877-216-8481

## Percent of Program Spaces



CCR&R may not have all DOE programs listed since they are not regulated by DHS.

## 716 Total # spaces LISTED with CCR&R

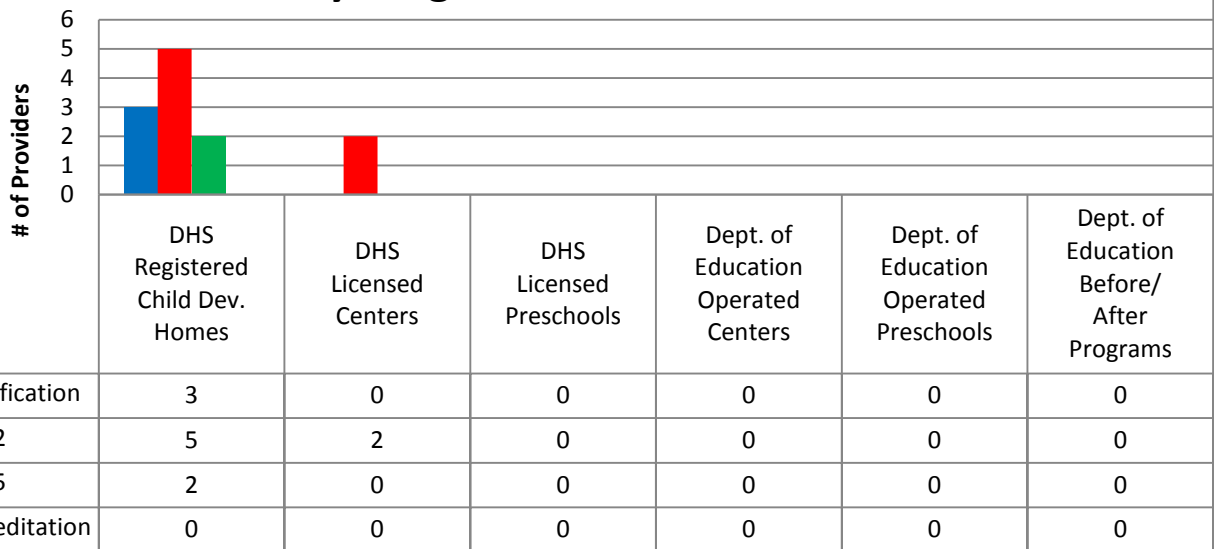
- 184 DHS Registered Child Development Homes
  - 0 Dept. of Education Operated Centers
  - 0 Dept. of Education Operated Preschools
  - 20 Dept. of Education Before/After Programs
- 359 DHS Licensed Centers
- 108 DHS Licensed Preschools
- 45 Non-Registered Child Care Homes

## Total Child Care Programs LISTED with 35 CCR&R

- 16 DHS Registered Child Development Homes
  - 0 Dept. of Education Operated Centers
  - 0 Dept. of Education Operated Preschools
  - 1 Dept. of Education Before/After Programs
- 4 DHS Licensed Centers
- 5 DHS Licensed Preschools
- 9 Non-Registered Child Care Homes

\*School District Dept of Education programs are not licensed by DHS but meet Standards for Child Care adopted by the State Board of Education.

## Quality Programs for Providers



\* Programs may choose to participate in more than one quality measure. The number of QRS Providers changes monthly.

Go to <http://www.dhs.state.ia.us/iqrs/> for up-to-date information.

\*\*Centers, Preschools and Before/After school programs do not qualify for ChildNet Certification.

**For a family earning the median income of \$47,306 with an infant in child care they would pay:**

- 15% of their income before taxes, if their child was in a center
- 12% of their income before taxes, if their child was in a child care home

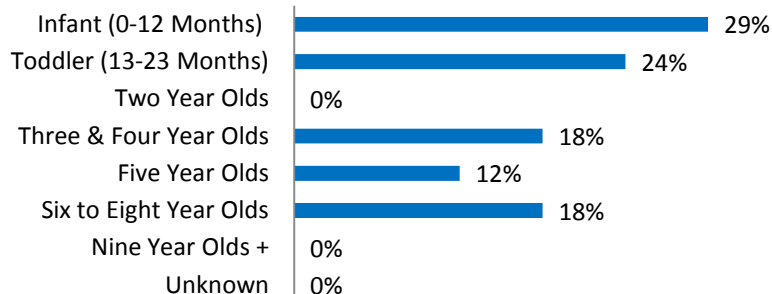
Data source: State Library of Iowa, [www.iowadatacenter.org](http://www.iowadatacenter.org).

**Out of 35 child care programs, 27 programs report they accept DHS Child Care Assistance funded children.**

Child Care Rates Per week	Infant (0-12 Months)	Toddler (13-23 months)	Two Year Olds	Three Year Olds	Four & Five Year Olds	Before & After School	Full Time School-age
DHS Registered Child Development Homes	\$ 107.55	\$ 107.55	\$ 103.95	\$ 103.95	\$ 103.95	\$ 32.20	\$ 87.75
DHS Licensed Centers	\$ 135.00	\$ 135.00	\$ 126.00	\$ 119.25	\$ 119.25	\$ 53.00	\$ 119.25

\* Note provider may charge by the month, week, day or hour.

### Percent of Requests for Child Care by Age



### Range of Preschool Tuition Rates per month by Age

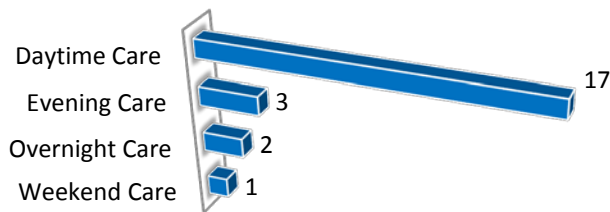
	Lowest	Highest
Three Yr Olds	N/A	N/A
Four Yr Olds +	\$65.00	\$65.00

\*Preschool classes range from 1-5 days a week.

\*Free preschool programs are not included in the rate ranges above.

**CCR&R referred 11 families with 17 children to child care providers.**

### Requests for Child Care by Type



\*Families may request more than one type of care for their child(ren).

Requests for Child Care data is from July 1 - December 31, 2009

Data provided by Child Care Resource & Referral using NACCRRAware as of January 1, 2010 unless otherwise noted.