

Mitchell County - January 2010

Total County Population	10,725
Children ages 0 through 5	757
Children ages 6 through 9	544
Children ages 10 through 12	419

Data source: Woods & Poole Population Estimates as of Dec 31, 2009.

Families with all parents working & children under age 6	79.3%
Median Family Income	\$ 41,233
Average weekly income (Annual/52)	\$ 793

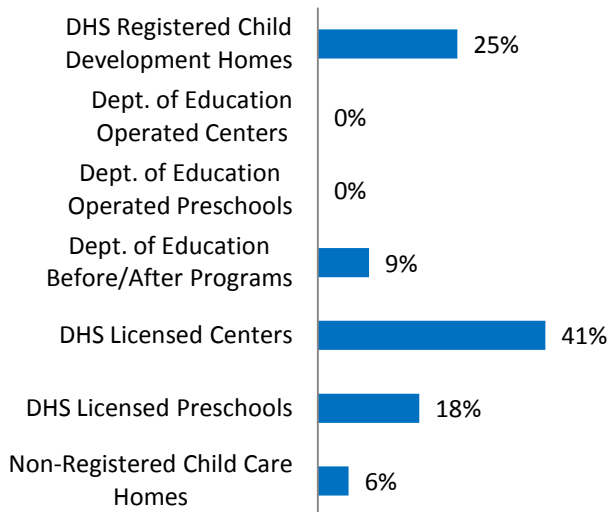
Data source: State Library of Iowa, www.iowadatatcenter.org.



www.iowaccrr.org

1-877-216-8481

Percent of Program Spaces



CCR&R may not have all DOE programs listed since they are not regulated by DHS.

537 Total # spaces LISTED with CCR&R

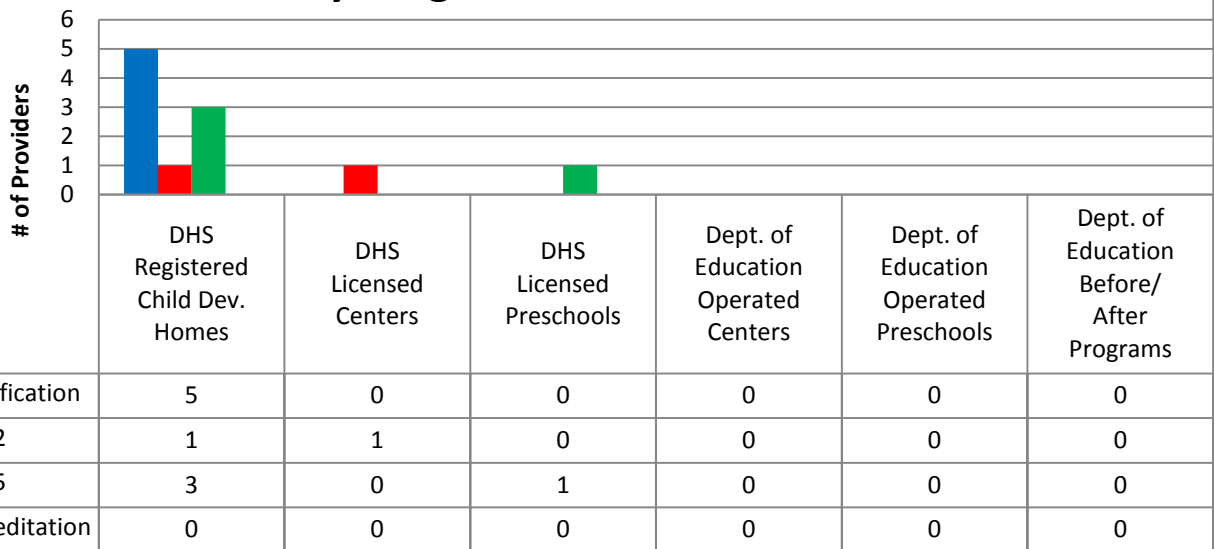
- 136 DHS Registered Child Development Homes
 - 0 Dept. of Education Operated Centers
 - 0 Dept. of Education Operated Preschools
 - 50 Dept. of Education Before/After Programs
- 222 DHS Licensed Centers
 - 99 DHS Licensed Preschools
 - 30 Non-Registered Child Care Homes

Total Child Care Programs LISTED with 28 CCR&R

- 12 DHS Registered Child Development Homes
 - 0 Dept. of Education Operated Centers
 - 1 Dept. of Education Operated Preschools
 - 1 Dept. of Education Before/After Programs
- 4 DHS Licensed Centers
 - 4 DHS Licensed Preschools
 - 6 Non-Registered Child Care Homes

*School District Dept of Education programs are not licensed by DHS but meet Standards for Child Care adopted by the State Board of Education.

Quality Programs for Providers



* Programs may choose to participate in more than one quality measure. The number of QRS Providers changes monthly.

Go to <http://www.dhs.state.ia.us/iqrs/> for up-to-date information.

**Centers, Preschools and Before/After school programs do not qualify for ChildNet Certification.

For a family earning the median income of \$41,233 with an infant in child care they would pay:

- 16% of their income before taxes, if their child was in a center
- 13% of their income before taxes, if their child was in a child care home

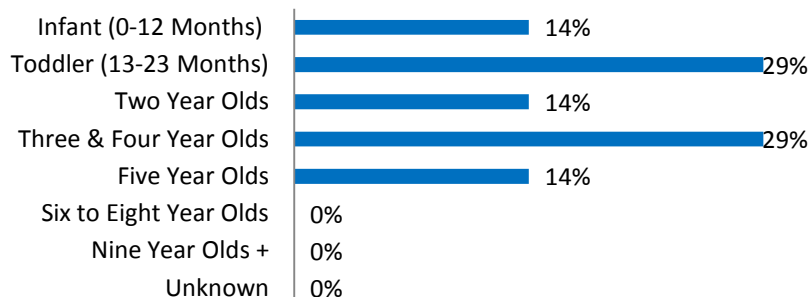
Data source: State Library of Iowa, www.iowadatatcenter.org.

Out of 28 child care programs, 21 programs report they accept DHS Child Care Assistance funded children.

Child Care Rates Per week	Infant (0-12 Months)	Toddler (13-23 months)	Two Year Olds	Three Year Olds	Four & Five Year Olds	Before & After School	Full Time School-age
DHS Registered Child Development Homes	\$ 105.35	\$ 104.90	\$ 104.90	\$ 104.90	\$ 104.45	\$ 46.80	\$ 102.65
DHS Licensed Centers	\$ 130.50	\$ 130.50	\$ 120.60	\$ 120.60	\$ 120.60	\$ 53.60	\$ 120.60

* Note provider may charge by the month, week, day or hour.

Percent of Requests for Child Care by Age



Range of Preschool Tuition Rates per month by Age

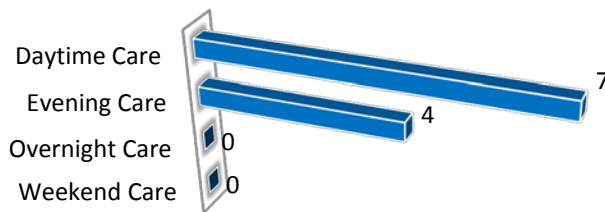
	Lowest	Highest
Three Yr Olds	N/A	N/A
Four Yr Olds +	N/A	N/A

*Preschool classes range from 1-5 days a week.

*Free preschool programs are not included in the rate ranges above.

CCR&R referred 3 families with 7 children to child care providers.

Requests for Child Care by Type



*Families may request more than one type of care for their child(ren).

Requests for Child Care data is from July 1 - December 31, 2009

Data provided by Child Care Resource & Referral using NACCRRAware as of January 1, 2010 unless otherwise noted.