

Dubuque County - January 2010

| | |
|-----------------------------|--------|
| Total County Population | 93,010 |
| Children ages 0 through 5 | 7,419 |
| Children ages 6 through 9 | 4,915 |
| Children ages 10 through 12 | 3,574 |

Data source: Woods & Poole Population Estimates as of Dec 31, 2009.

| | |
|--|-----------|
| Families with all parents working & children under age 6 | 72.0% |
| Median Family Income | \$ 48,742 |
| Average weekly income (Annual/52) | \$ 937 |

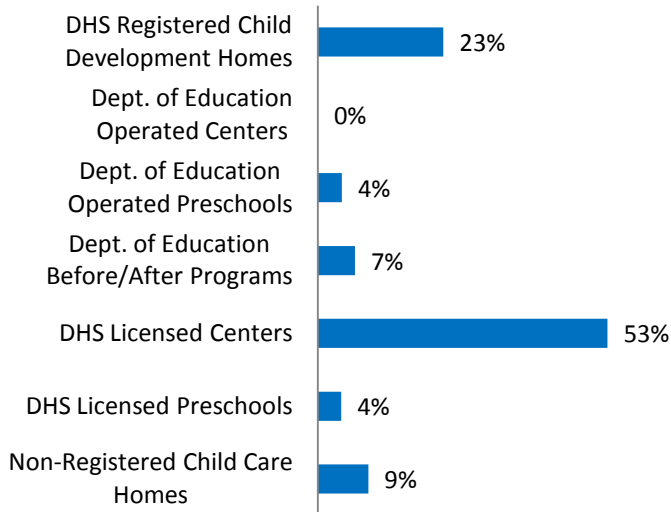
Data source: State Library of Iowa, www.iowadatatcenter.org.



www.iowaccrr.org

1-877-216-8481

Percent of Program Spaces



CCR&R may not have all DOE programs listed since they are not regulated by DHS.

5986 Total # spaces LISTED with CCR&R

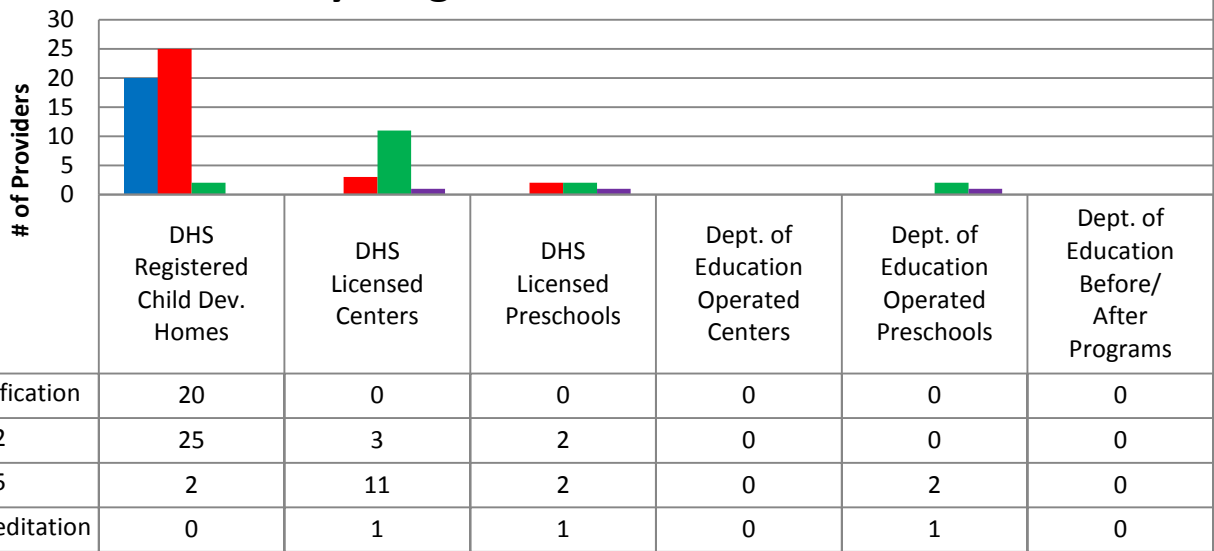
- 1365 DHS Registered Child Development Homes
 - 0 Dept. of Education Operated Centers
 - 262 Dept. of Education Operated Preschools
 - 403 Dept. of Education Before/After Programs
- 3152 DHS Licensed Centers
 - 254 DHS Licensed Preschools
 - 550 Non-Registered Child Care Homes

Total Child Care Programs LISTED with 308 CCR&R

- 125 DHS Registered Child Development Homes
 - 0 Dept. of Education Operated Centers
 - 13 Dept. of Education Operated Preschools
 - 12 Dept. of Education Before/After Programs
- 38 DHS Licensed Centers
 - 10 DHS Licensed Preschools
 - 110 Non-Registered Child Care Homes

*School District Dept of Education programs are not licensed by DHS but meet Standards for Child Care adopted by the State Board of Education.

Quality Programs for Providers



* Programs may choose to participate in more than one quality measure. The number of QRS Providers changes monthly.

Go to <http://www.dhs.state.ia.us/iqrs/> for up-to-date information.

**Centers, Preschools and Before/After school programs do not qualify for ChildNet Certification.

For a family earning the median income of \$48,742 with an infant in child care they would pay:

- 16% of their income before taxes, if their child was in a center
- 13% of their income before taxes, if their child was in a child care home

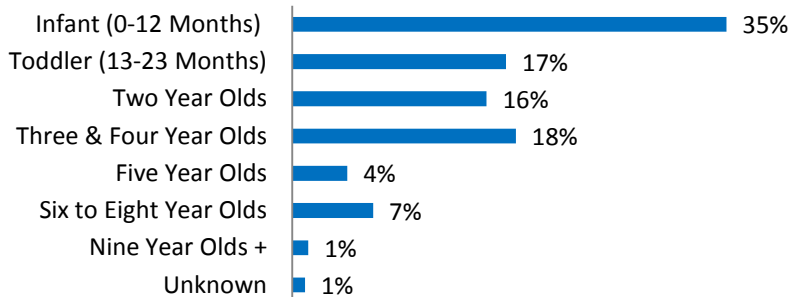
Data source: State Library of Iowa, www.iowadatatcenter.org.

Out of 308 child care programs, 233 programs report they accept DHS Child Care Assistance funded children.

| Child Care Rates Per week | Infant (0-12 Months) | Toddler (13-23 months) | Two Year Olds | Three Year Olds | Four & Five Year Olds | Before & After School | Full Time School-age |
|--|----------------------------|------------------------------|------------------|--------------------|-----------------------------|-----------------------------|----------------------|
| DHS Registered Child Development Homes | \$ 120.43 | \$ 120.32 | \$ 118.92 | \$ 113.99 | \$ 113.99 | \$ 54.50 | \$ 113.11 |
| DHS Licensed Centers | \$ 145.72 | \$ 138.87 | \$ 125.55 | \$ 122.12 | \$ 119.95 | \$ 53.83 | \$ 122.98 |

* Note provider may charge by the month, week, day or hour.

Percent of Requests for Child Care by Age



Range of Preschool Tuition Rates per month by Age

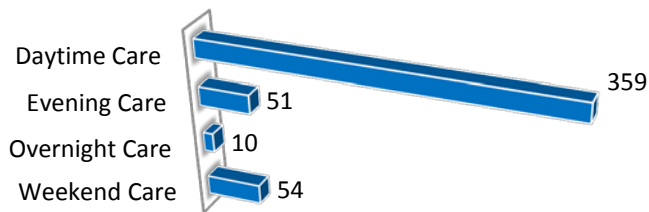
| | Lowest | Highest |
|----------------|---------|----------|
| Three Yr Olds | \$90.00 | \$90.00 |
| Four Yr Olds + | \$57.00 | \$210.00 |

*Preschool classes range from 1-5 days a week.

*Free preschool programs are not included in the rate ranges above.

CCR&R referred 250 families with 380 children to child care providers.

Requests for Child Care by Type



*Families may request more than one type of care for their child(ren).

Requests for Child Care data is from July 1 - December 31, 2009

Data provided by Child Care Resource & Referral using NACCRRAware as of January 1, 2010 unless otherwise noted.