

Cerro Gordo County - January 2010

Total County Population	43,914
Children ages 0 through 5	2,976
Children ages 6 through 9	1,939
Children ages 10 through 12	1,523

Data source: Woods & Poole Population Estimates as of Dec 31, 2009.

Families with all parents working & children under age 6	76.1%
Median Family Income	\$ 46,099
Average weekly income (Annual/52)	\$ 887


Data source: State Library of Iowa, www.iowadatatcenter.org.



www.iowaccrr.org

1-877-216-8481

Percent of Program Spaces



CCR&R may not have all DOE programs listed since they are not regulated by DHS.

2954 Total # spaces LISTED with CCR&R

- 1032 DHS Registered Child Development Homes
 - 0 Dept. of Education Operated Centers
 - 0 Dept. of Education Operated Preschools
 - 0 Dept. of Education Before/After Programs
- 1374 DHS Licensed Centers
 - 278 DHS Licensed Preschools
 - 270 Non-Registered Child Care Homes

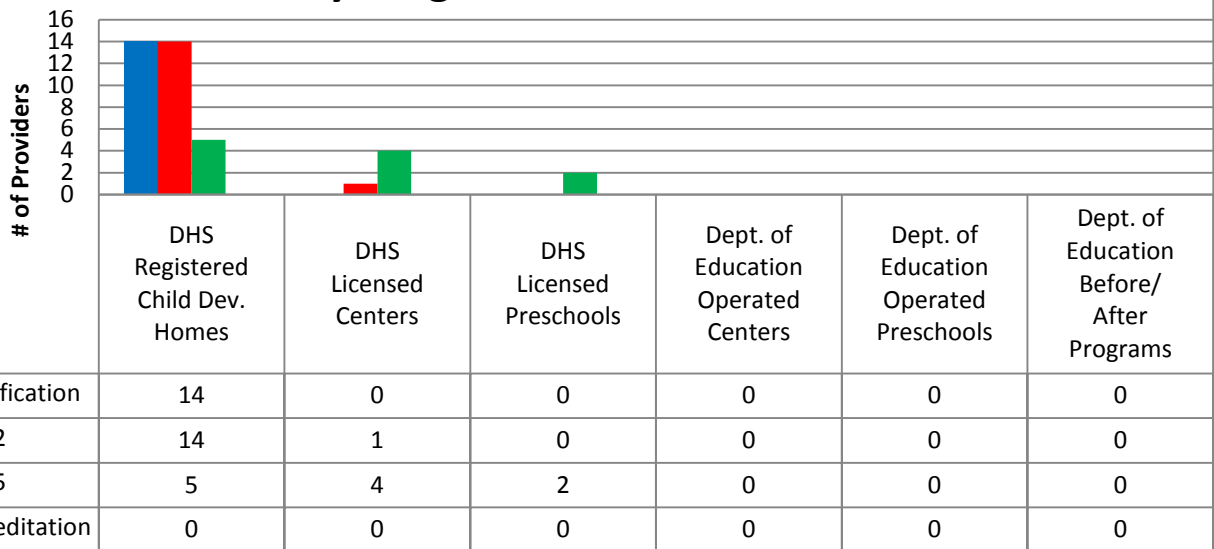
Total Child Care Programs LISTED with

171 CCR&R

- 95 DHS Registered Child Development Homes
 - 0 Dept. of Education Operated Centers
 - 0 Dept. of Education Operated Preschools
 - 0 Dept. of Education Before/After Programs
- 16 DHS Licensed Centers
 - 6 DHS Licensed Preschools
 - 54 Non-Registered Child Care Homes

*School District Dept of Education programs are not licensed by DHS but meet Standards for Child Care adopted by the State Board of Education.

Quality Programs for Providers



* Programs may choose to participate in more than one quality measure. The number of QRS Providers changes monthly.

Go to <http://www.dhs.state.ia.us/iqrs/> for up-to-date information.

**Centers, Preschools and Before/After school programs do not qualify for ChildNet Certification.

For a family earning the median income of \$46,099 with an infant in child care they would pay:

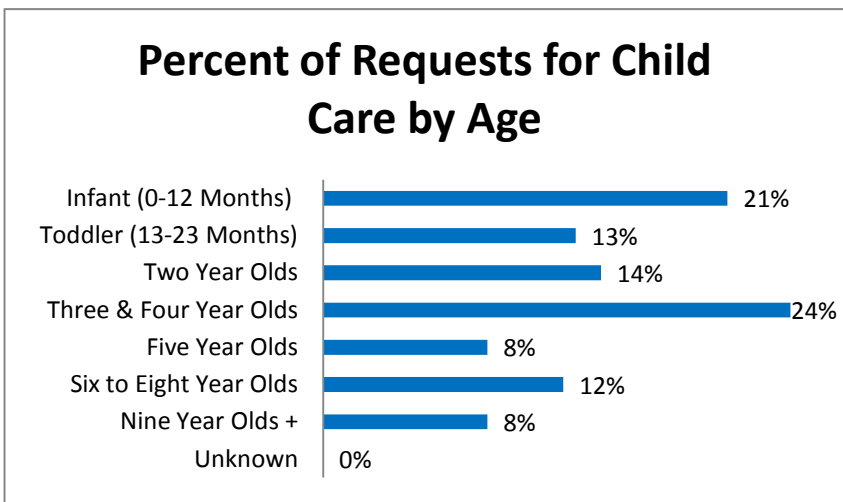
- 17% of their income before taxes, if their child was in a center
- 12% of their income before taxes, if their child was in a child care home

Data source: State Library of Iowa, www.iowadatatcenter.org.

Out of 171 child care programs, 139 programs report they accept DHS Child Care Assistance funded children.

Child Care Rates Per week	Infant (0-12 Months)	Toddler (13-23 months)	Two Year Olds	Three Year Olds	Four & Five Year Olds	Before & After School	Full Time School-age
DHS Registered Child Development Homes	\$ 102.30	\$ 100.15	\$ 97.29	\$ 97.14	\$ 96.73	\$ 51.73	\$ 95.43
DHS Licensed Centers	\$ 155.05	\$ 155.05	\$ 119.03	\$ 119.03	\$ 119.03	\$ 46.90	\$ 120.15

* Note provider may charge by the month, week, day or hour.



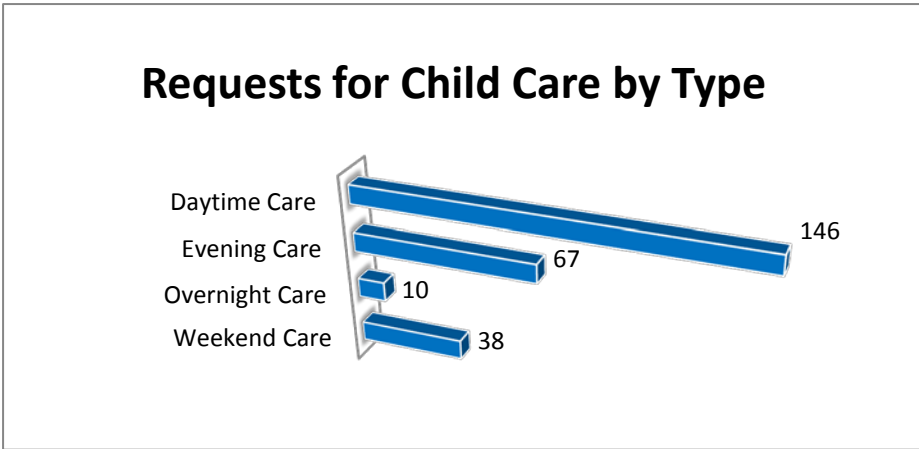
Range of Preschool Tuition Rates per month by Age

	Lowest	Highest
Three Yr Olds	N/A	N/A
Four Yr Olds +	\$97.00	\$97.00

*Preschool classes range from 1-5 days a week.

*Free preschool programs are not included in the rate ranges above.

CCR&R referred 89 families with 156 children to child care providers.



*Families may request more than one type of care for their child(ren).

Requests for Child Care data is from July 1 - December 31, 2009

Data provided by Child Care Resource & Referral using NACCRRAware as of January 1, 2010 unless otherwise noted.