

Wapello County - January 2010

Total County Population	35,419
Children ages 0 through 5	2,951
Children ages 6 through 9	1,752
Children ages 10 through 12	1,279

Data source: Woods & Poole Population Estimates as of Dec 31, 2009.



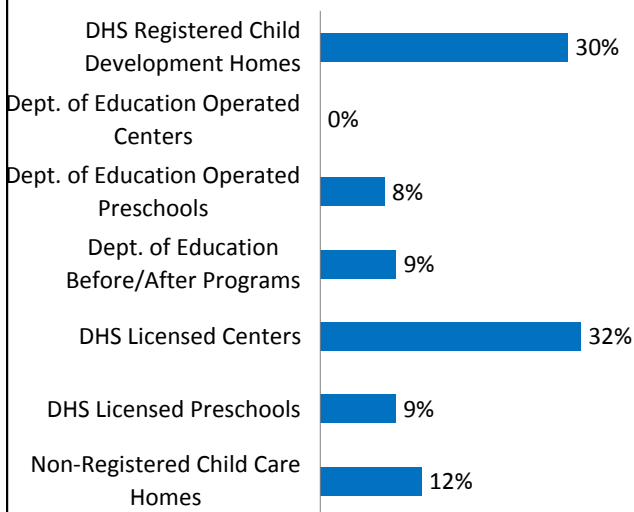
www.iowaccrr.org

1-877-216-8481

Families with all parents working & children under age 6	68%
Median Family Income	\$ 39,224
Average weekly income (Annual/52)	\$ 754

Data source: State Library of Iowa, www.iowadatecenter.org.

Percent of Program Spaces



CCR&R may not have all DOE programs listed since they are not regulated by DHS.

1958 Total # spaces LISTED with CCR&R

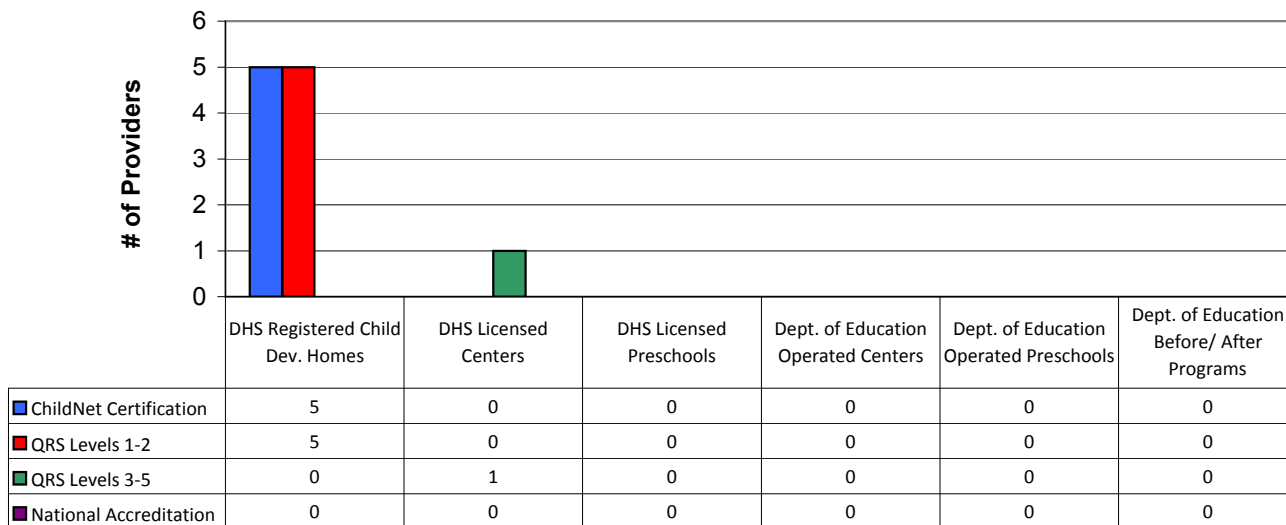
- 588 DHS Registered Child Development Homes
- 0 Dept. of Education Operated Centers
- 152 Dept. of Education Operated Preschools
- 180 Dept. of Education Before/After Programs
- 619 DHS Licensed Centers
- 179 DHS Licensed Preschools
- 240 Non-Registered Child Care Homes

120 Total Child Care Programs LISTED with CCR&R

- 51 DHS Registered Child Development Homes
- 0 Dept. of Education Operated Centers
- 4 Dept. of Education Operated Preschools
- 2 Dept. of Education Before/After Programs
- 9 DHS Licensed Centers
- 6 DHS Licensed Preschools
- 48 Non-Registered Child Care Homes

*School District Dept of Education programs are not licensed by DHS but meet Standards for Child Care adopted by the State Board of Education.

Quality Programs for Providers



* Programs may choose to participate in more than one quality measure. The number of QRS Providers changes monthly.

Go to <http://www.dhs.state.ia.us/iqrs/> for up-to-date information.

**Centers, Preschools and Before/After school programs do not qualify for ChildNet Certification.

For a family earning the median income of \$39,224 with an infant in child care they would pay:

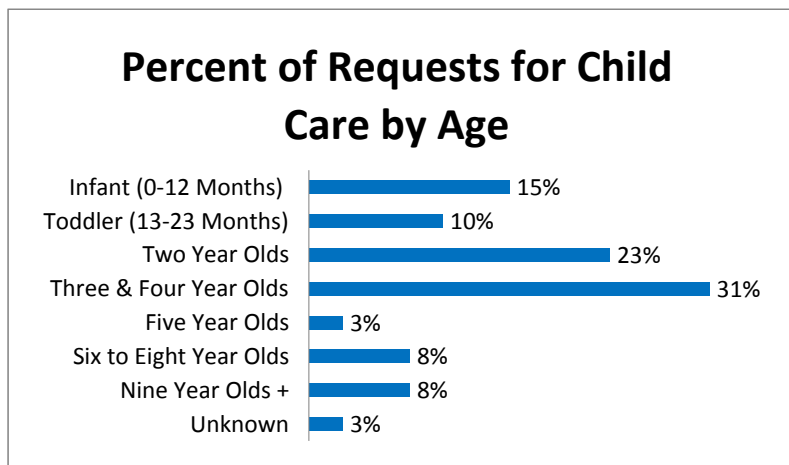
- 19 % of their income before taxes, if their child was in a center
- 16% of their income before taxes, if their child was in a child care home

Data source: State Library of Iowa, www.iowadatacenter.org.

Out of 120 child care programs, 104 programs report they accept DHS Child Care Assistance funded children.

Child Care Rates Per week	Infant (0-12 Months)	Toddler (13-23 months)	Two Year Olds	Three Year Olds	Four & Five Year Olds	Before & After School	Full Time School-age
DHS Registered Child Development Homes	\$ 120.15	\$ 118.80	\$ 117.00	\$ 117.00	\$ 117.00	\$ 58.00	\$ 117.00
DHS Licensed Centers	\$ 144.40	\$ 136.90	\$ 119.90	\$ 119.90	\$ 119.90	NA	\$ 105.75

* Note provider may charge by the month, week, day or hour.



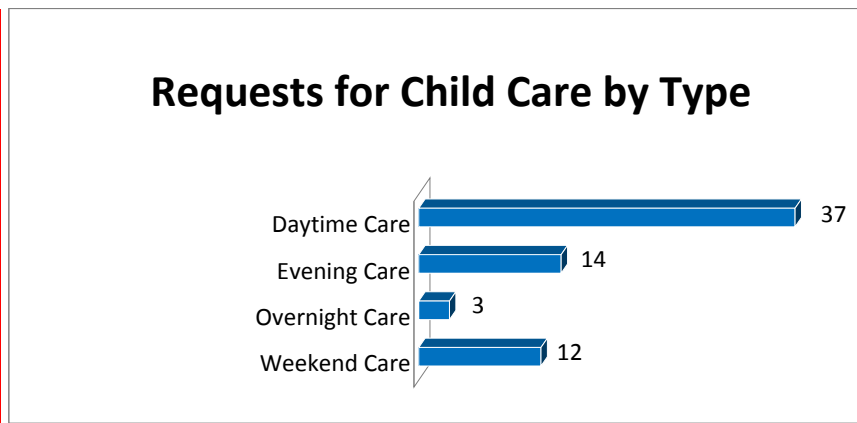
Range of Preschool Tuition Rates per month by Age

	Lowest	Highest
Three Yr Olds	\$65.00	\$85.00
Four Yr Olds +	\$75.00	\$75.00

*Preschool classes range from 1-5 days a week.

*Free preschool programs are not included in the rate ranges above.

CCR&R referred 22 families with 39 children to child care providers.



*Families may request more than one type of care for their child(ren).

Requests for Child Care data is from July 1 - December 31, 2009

Data provided by Child Care Resource & Referral using NACCRRAware as of January 1, 2010 unless otherwise noted.