

# Sac County - January 2010

Total County Population	10,255
Children ages 0 through 5	706
Children ages 6 through 9	416
Children ages 10 through 12	323

Data source: Woods & Poole Population Estimates as of Dec 31, 2009.

Families with all parents working & children under age 6	82%
Median Family Income	\$ 40,504
Average weekly income (Annual/52)	\$ 779

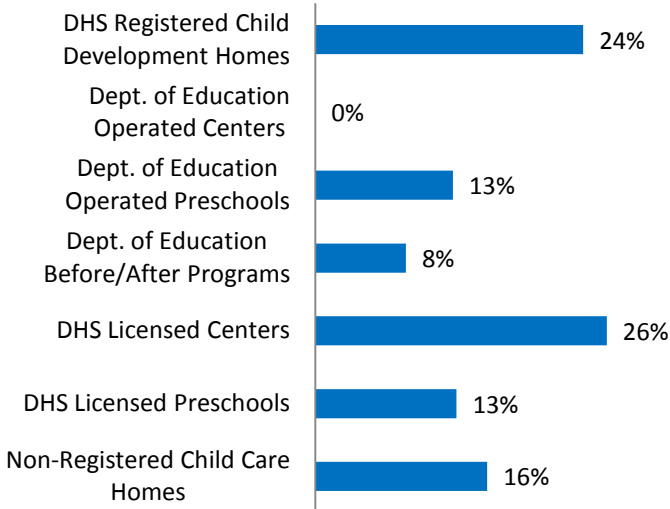
Data source: State Library of Iowa, www.iowadatecenter.org.



www.iowaccrr.org

1-877-216-8481

## Percent of Program Spaces



CCR&R may not have all DOE programs listed since they are not regulated by DHS.

## 608 Total # spaces LISTED with CCR&R

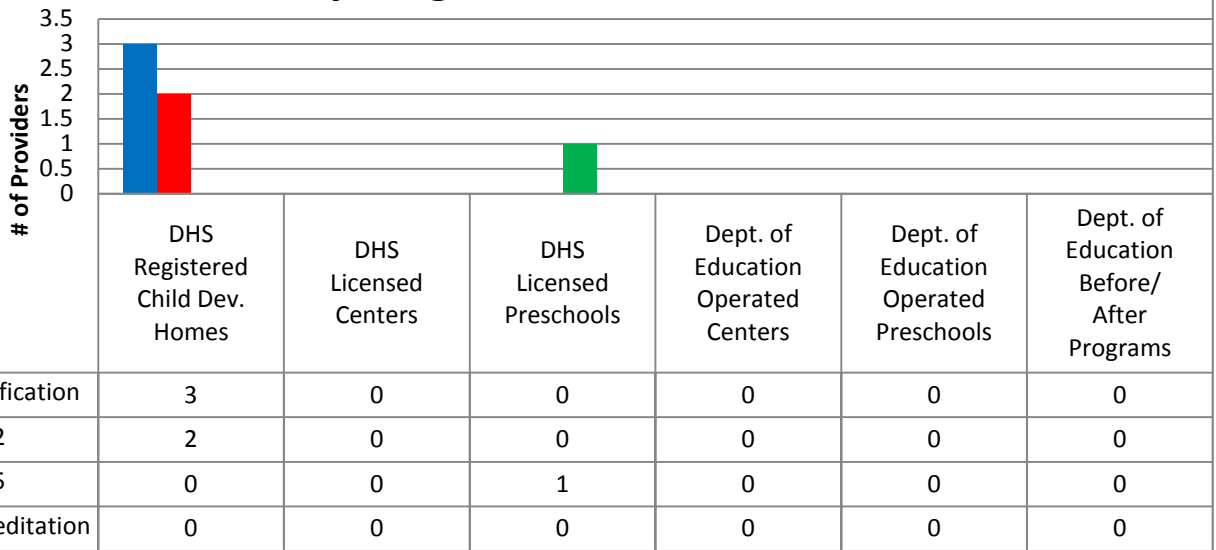
- 148 DHS Registered Child Development Homes
  - 0 Dept. of Education Operated Centers
  - 76 Dept. of Education Operated Preschools
  - 50 Dept. of Education Before/After Programs
- 161 DHS Licensed Centers
  - 78 DHS Licensed Preschools
  - 95 Non-Registered Child Care Homes

## 42 Total Child Care Programs LISTED with CCR&R

- 14 DHS Registered Child Development Homes
  - 0 Dept. of Education Operated Centers
  - 3 Dept. of Education Operated Preschools
  - 1 Dept. of Education Before/After Programs
- 2 DHS Licensed Centers
  - 3 DHS Licensed Preschools
- 19 Non-Registered Child Care Homes

\*School District Dept of Education programs are not licensed by DHS but meet Standards for Child Care adopted by the State Board of Education.

## Quality Programs for Providers



\* Programs may choose to participate in more than one quality measure. The number of QRS Providers changes monthly.

Go to <http://www.dhs.state.ia.us/iqrs/> for up-to-date information.

\*\*Centers, Preschools and Before/After school programs do not qualify for ChildNet Certification.

**For a family earning the median income of \$40,504 with an infant in child care they would pay:**

- 16% of their income before taxes, if their child was in a center
- 14% of their income before taxes, if their child was in a child care home

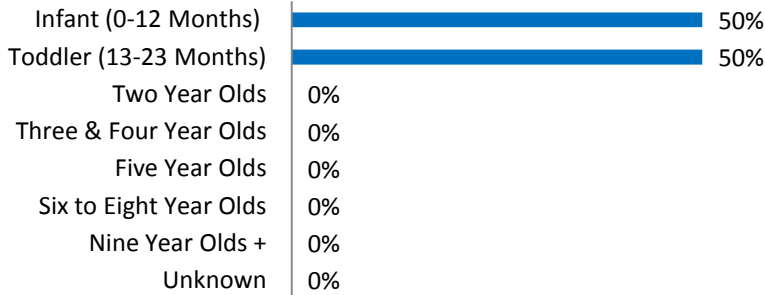
Data source: State Library of Iowa, [www.iowadatacenter.org](http://www.iowadatacenter.org).

**Out of 42 child care programs, 24 programs report they accept DHS Child Care Assistance funded children.**

Child Care Rates Per week	Infant (0-12 Months)	Toddler (13-23 months)	Two Year Olds	Three Year Olds	Four & Five Year Olds	Before & After School	Full Time School-age
DHS Registered Child Development Homes	\$ 106.20	\$ 106.20	\$ 104.40	\$ 104.40	\$ 104.40	\$ 47.60	\$ 104.40
DHS Licensed Centers	\$ 123.75	\$ 123.75	\$ 114.75	\$ 114.75	\$ 114.75	\$ 53.60	\$ 114.75

\* Note provider may charge by the month, week, day or hour.

### Percent of Requests for Child Care by Age



### Range of Preschool Tuition Rates per month by Age

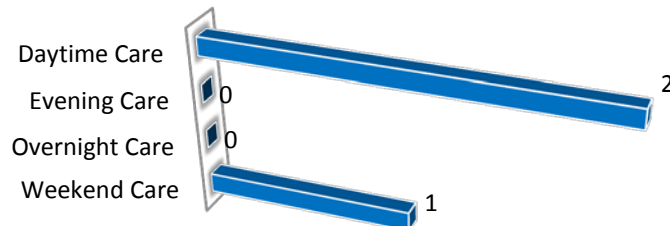
	Lowest	Highest
Three Yr Olds	\$35.00	\$90.00
Four Yr Olds +	\$35.00	\$90.00

\*Preschool classes range from 1-5 days a week.

\*Free preschool programs are not included in the rate ranges above.

**CCR&R referred 2 families with 2 children to child care providers.**

### Requests for Child Care by Type



\*Families may request more than one type of care for their child(ren).

Requests for Child Care data is from July 1 - December 31, 2009

Data provided by Child Care Resource & Referral using NACCRRAware as of January 1, 2010 unless otherwise noted.