

# Ringgold County - January 2010

Total County Population	15,620
Children ages 0 through 5	1,013
Children ages 6 through 9	659
Children ages 10 through 12	551

Data source: Woods & Poole Population Estimates as of Dec 31, 2009.

Families with all parents working & children under age 6 73%

Median Family Income \$ 34,472

Average weekly income (Annual/52) \$ 663

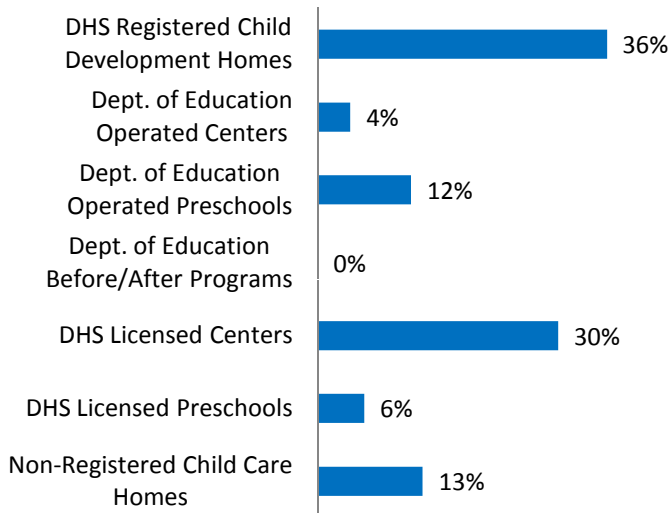
Data source: State Library of Iowa, www.iowadatacenter.org.



www.iowaccrr.org

1-877-216-8481

## Percent of Program Spaces



CCR&R may not have all DOE programs listed since they are not regulated by DHS.

## 346 Total # spaces LISTED with CCR&R

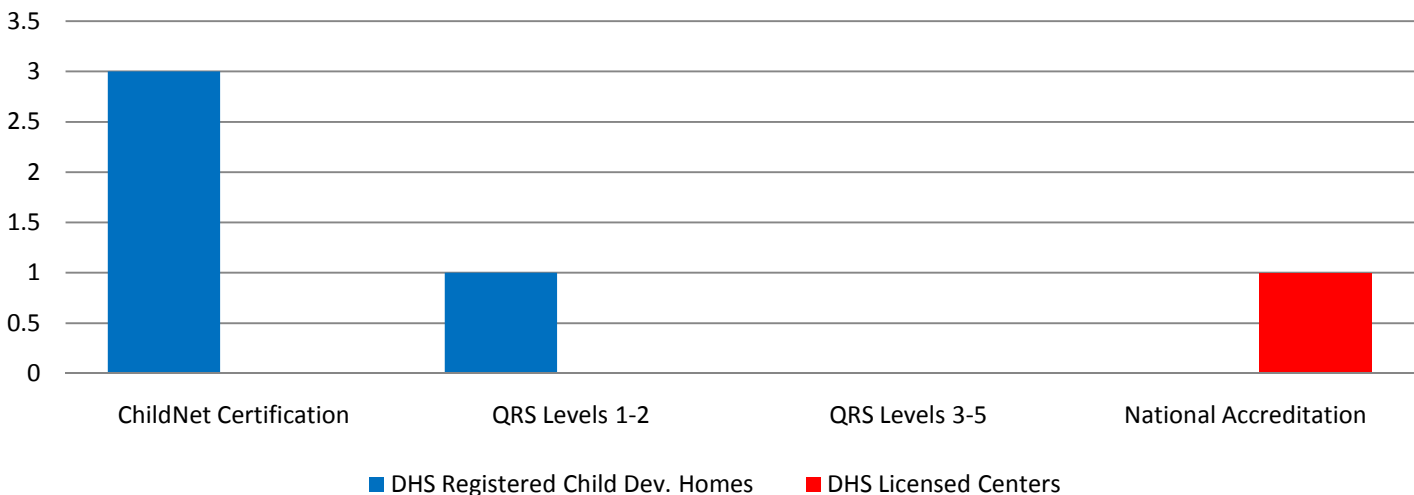
- 124 DHS Registered Child Development Homes
  - 14 Dept. of Education Operated Centers
  - 40 Dept. of Education Operated Preschools
  - 0 Dept. of Education Before/After Programs
- 103 DHS Licensed Centers
  - 20 DHS Licensed Preschools
  - 45 Non-Registered Child Care Homes

## 26 Total Child Care Programs LISTED with CCR&R

- 12 DHS Registered Child Development Homes
  - 1 Dept. of Education Operated Centers
  - 2 Dept. of Education Operated Preschools
  - 0 Dept. of Education Before/After Programs
- 1 DHS Licensed Centers
  - 1 DHS Licensed Preschools
  - 9 Non-Registered Child Care Homes

\*School District Dept of Education programs are not licensed by DHS but meet Standards for Child Care adopted by the State Board of Education.

## Quality Programs for Providers



\* Programs may choose to participate in more than one quality measure. The number of QRS Providers changes monthly.

Go to <http://www.dhs.state.ia.us/iqrs/> for up-to-date information.

\*\*Centers, Preschools and Before/After school programs do not qualify for ChildNet Certification.

For a family earning the median income of **\$34,472** with an infant in child care they would pay:

- 18% of their income before taxes, if their child was in a center
- 17% of their income before taxes, if their child was in a child care home

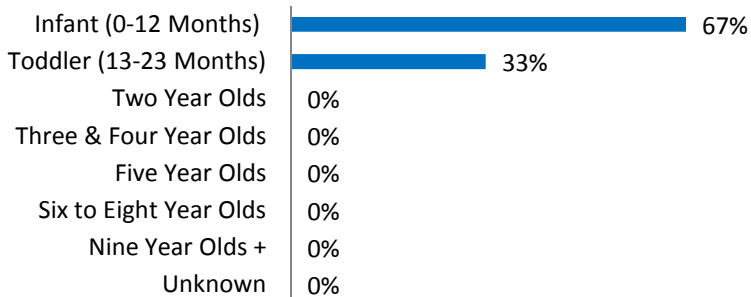
Data source: State Library of Iowa, [www.iowadatatcenter.org](http://www.iowadatatcenter.org).

**Out of 26 child care programs, 21 programs report they accept DHS Child Care Assistance funded children.**

Child Care Rates Per week	Infant (0-12 Months)	Toddler (13-23 months)	Two Year Olds	Three Year Olds	Four & Five Year Olds	Before & After School	Full Time School-age
DHS Registered Child Development Homes	\$110.45	\$109.55	\$105.45	\$105.45	\$106.00	\$86.67	\$103.89
DHS Licensed Centers	\$122.00	\$122.00	\$115.00	\$110.00	\$108.00	\$45.00	\$108.00

\* Note provider may charge by the month, week, day or hour.

### Percent of Requests for Child Care by Age



### Range of Preschool Tuition Rates per month by Age


	Lowest	Highest
Three Yr Olds	\$49.00	\$49.00
Four Yr Olds +	\$69.00	\$69.00

\*Preschool classes range from 1-5 days a week.

\*Free preschool programs are not included in the rate ranges above.

**CCR&R referred 3 families with 3 children to child care providers.**

### Requests for Child Care by Type



\*Families may request more than one type of care for their child(ren).

Requests for Child Care data is from July 1 - December 31, 2009

Data provided by Child Care Resource & Referral using NACCRRAware as of January 1, 2010 unless otherwise noted.